


# FY 2018 Revenue Manual



**CITY OF ST. AUGUSTINE**



This Revenue Manual was developed to provide a comprehensive reference source for all revenue collected by the City of St. Augustine. The manual is an in depth view of the City's revenue sources and its purpose is to provide detailed information of the types of revenue that the City of St. Augustine utilizes to provide public services to the community. The City relies on a variety of revenue sources in order to finance the cost of services provided to its residents.

Some of the revenues can be directly associated with the cost of specific services. Examples include user fees charged for water, wastewater, stormwater, solid waste collection services, the use of the Municipal Marina and the use of the parking garage.

Other governmental revenue sources cannot be related directly to underlying services, primarily because the services do not lend themselves to cost recovery using a direct user charge. Examples are police services and street paving. These public services are funded through a variety of revenue sources including property, sales and gas tax, franchise fees and parking meter revenues.

This manual describes revenues in each of the following City Funds:

**General Fund:** The General Fund is the general operating fund of the City. All general tax revenue and receipts that are not allocated by law or contractual agreement to another fund are accounted for in this fund. The general operating expenditures, fixed charges, and capital improvement costs that are not paid through other funds are paid from the General Fund.

**Utility Fund:** The Utility Fund accounts for the operation, maintenance and construction of the City-owned water and sewer system. Revenues collected here are for water and wastewater use by inside-City customers and those customers in our service area that are located outside of the City limits. Revenues are also collected for connection fees and added capacity fees.

**Stormwater Fund:** The revenues collected for the City's Stormwater Drainage Fund are used for operating expenses and capital improvements directly related to the management of stormwater. This also includes the enhancement of existing stormwater system maintenance.

**Solid Waste Fund:** The Solid Waste Fund accounts for the operation and maintenance of the City-owned solid waste pick-up and disposal service. The fund also supports street cleaning services. Revenues from the licensing of private collectors, commercial franchise fees, recycling fees, residential and commercial collection fees, support this fund.

**Municipal Marina Fund:** The Marina Fund accounts for operations and maintenance of the City-owned Municipal Marina facilities. Revenues are charged for dockage, mooring, rental and other Marina uses.

**Visitor Information Center Fund:** The Visitor Information Center Fund accounts for the operation and maintenance of the City-owned Visitor Information Center and Historic Downtown Parking Facility. Revenues are generated from parking fees and gift shop revenues.

Revenues highlighted in yellow represent opportunities for potential increases/changes in the amount of revenue generated for the City of St. Augustine.

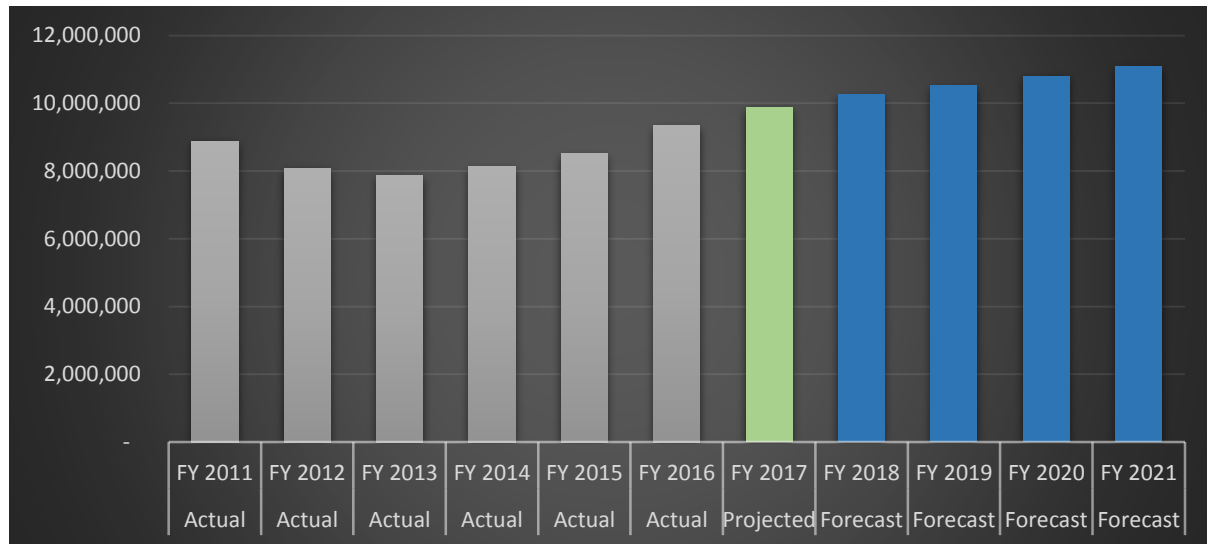
**This Page Intentionally Left Blank**



## AD VALOREM TAXES

### Description:

A levy against the taxable value of real and personal property. The City Commission sets the millage rate annually prior to October 1<sup>st</sup>. One mill is \$1 of tax per \$1,000 of taxable assessed value. The adopted operating millage for FY 2017 is 7.5.



### Legal Authority:

Florida Constitution, Article VII, Section 9  
Chapters 192-197 and 200, Florida Statutes  
City of St. Augustine Code Sec. 2-190.

### Authorized Exemptions:

All legal Florida residents are eligible for a Homestead Exemption on their homes, condominiums, apartments and certain mobile home lots if they qualify. The Florida Constitution provides this tax-saving exemption on the first and third \$25,000 of the assessed value of an owner/occupied residence. The St. Augustine City Commission has approved an additional \$25,000 senior exemption for households headed by person 65 years or older and who meet income requirements. An additional \$25,000 homestead exemption may be implemented in FY 2019 if passed by voters in November 2017. This could have a potential impact on City revenues of \$450,000 or more.

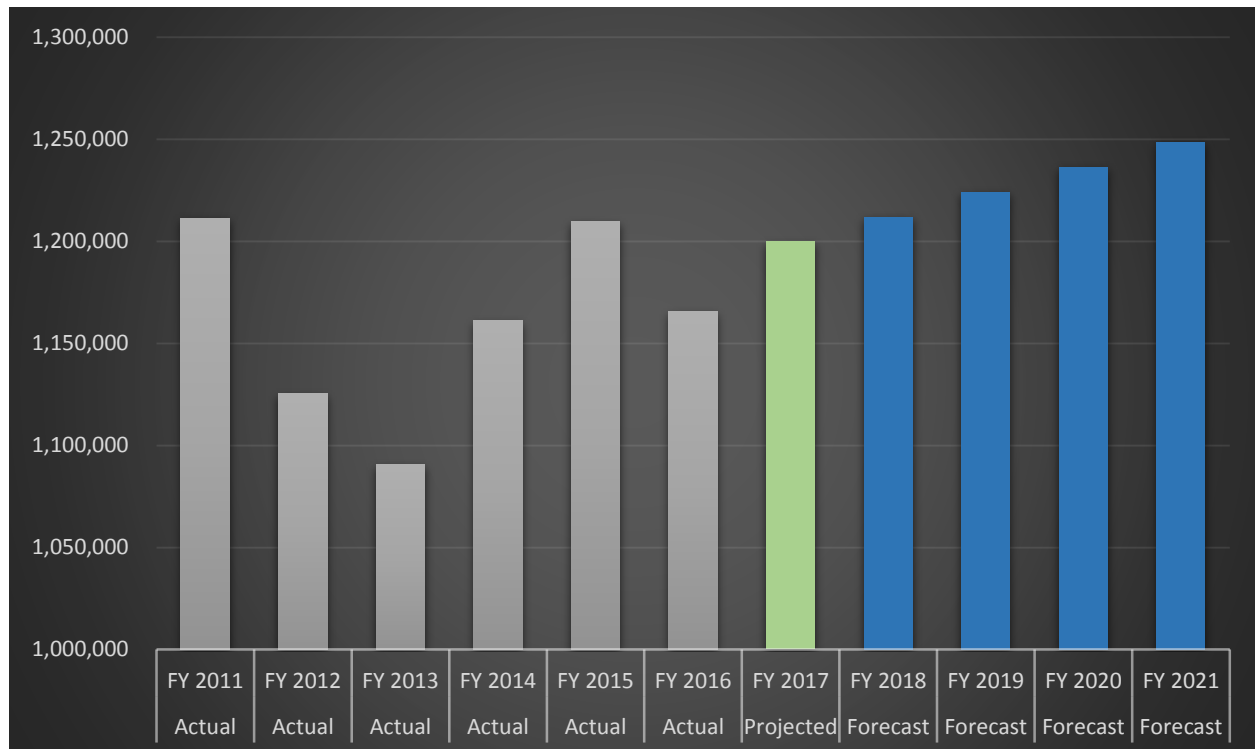
### Fiscal Capacity:

St. Augustine's millage rate has remained at 7.5 since 2010. St. Augustine has the capacity to levy up to 10 mills for operating expenditures based on State law. The millage rate is set by the Commission each fiscal year. The amount of revenue received is the result of two factors: 1) the tax rate (millage) set by the City Commission; and 2) the value the St. Johns County Property appraiser places upon the property. An increase in millage would result in approximately \$136,000 in revenue for each tenth of a mill increase. Commission approval is required for any change in millage rate.

# FLORIDA POWER & LIGHT (FPL) FRANCHISE FEES

## Description:

This revenue source consists of payments made by Florida Power and Light (FPL) for the privilege of constructing upon, and operating within the right of ways owned by the City. The basis for this fee is provided for in long-term agreements for payments to the City of 5.9% of Florida Power and Light gross revenue derived from accounts within City limits, less property tax and minor fees previously paid to the City.



## Legal Authority:

City of St. Augustine ordinance number 2008-15.

Home Rule Authority, Florida Constitution Article VIII, 5.2, Florida Statute 166.021

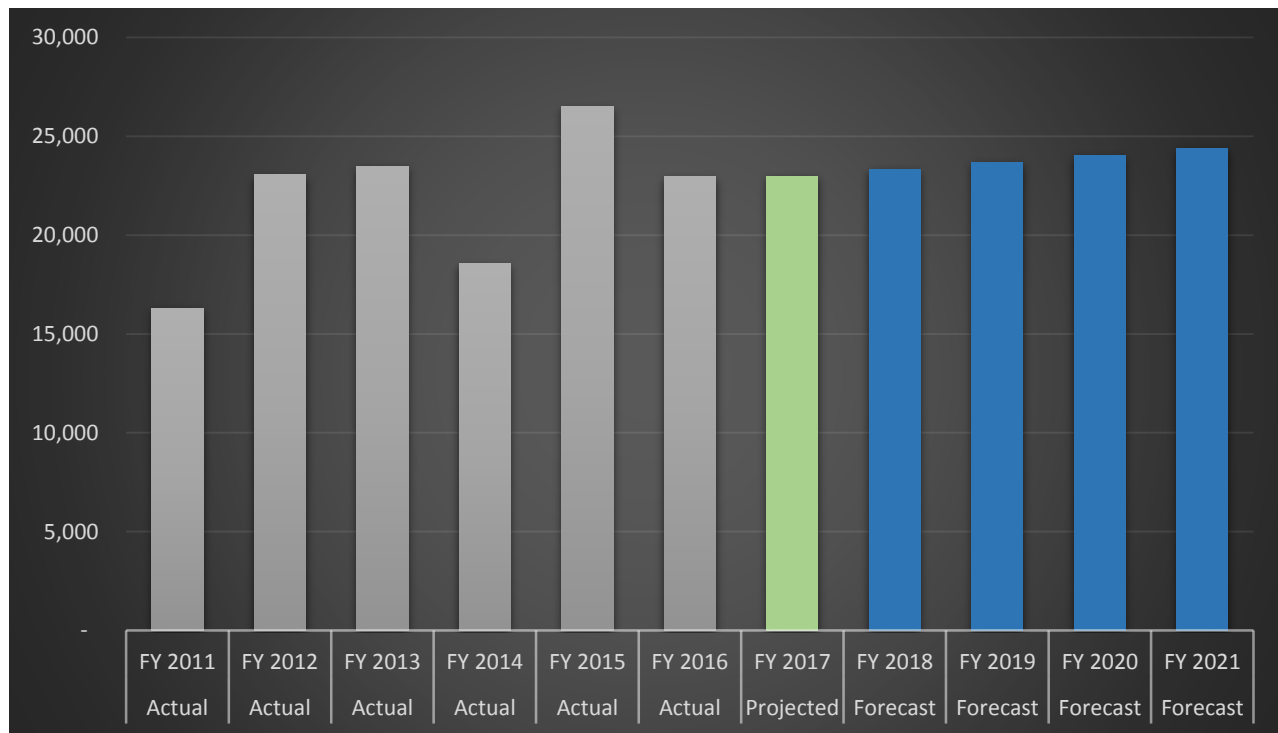
## Fiscal Capacity:

The agreement between the City of St. Augustine and Florida Power & Light is a 30-year agreement with a rate of 5.9% of revenues. The two factors that influence the amount of revenue collected are the gross revenue of accounts within the City limits and the rate negotiated in the agreement. This contract is up for renegotiation in 2039. FPL implemented a rate increase in 2017. They have also implemented a 12-month Hurricane Matthew cost recovery that will represent a 2-3.5% increase to customers (including the City).

# HORSE & CARRIAGE FRANCHISE FEES

## Description:

This revenue source consists of payments made by horse & carriage operator for the privilege of operating within the right of ways owned by the City. The basis for this fee is provided for in a long-term agreement for payments to the City of 6% on the sale of purchase of horse & carriage rides.



## Legal Authority:

City of St. Augustine Code Section 27, Article V

City of St. Augustine ordinance number 2011-01.

Home Rule Authority, Florida Constitution Article VIII, 5.2, Florida Statute 166.021

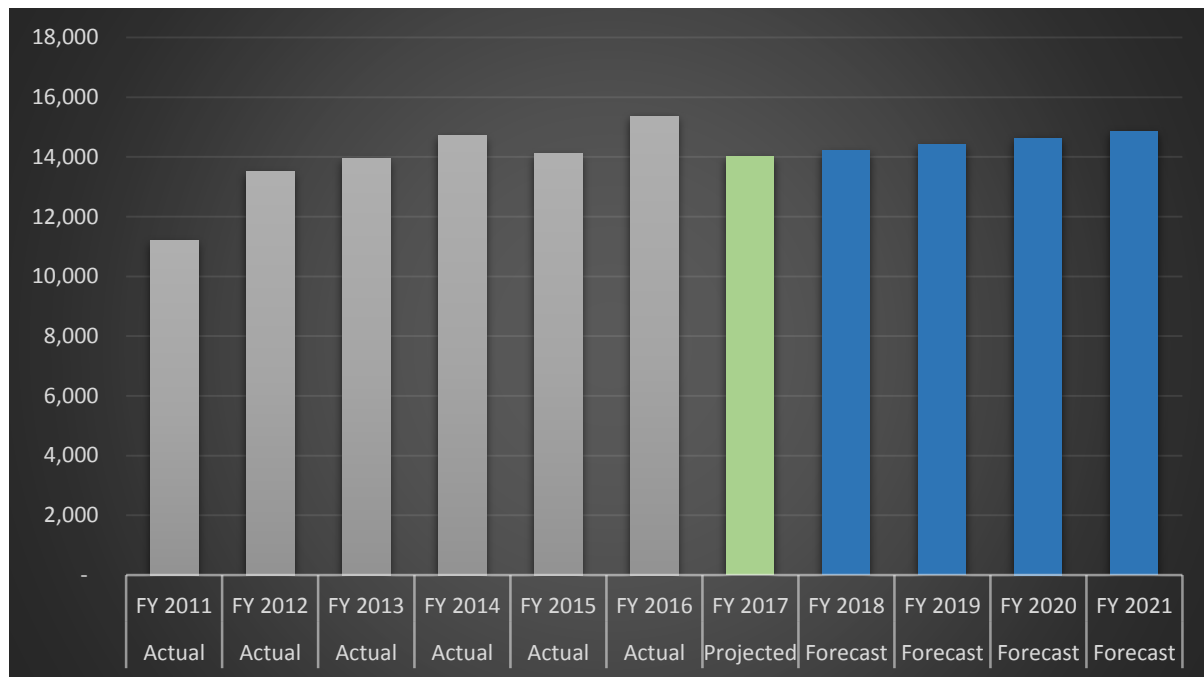
## Fiscal Capacity:

The two factors that influence the amount of revenue collected are the sale of horse & carriage rides to customers and the rate negotiated in the agreement. The current rate is six (6) percent of revenues. The agreement between the City of St. Augustine and each horse & carriage operator is a 10-year agreement up for renegotiation in 2020. The City will have the opportunity to negotiate a rate increase at the time.

# TECO GAS FRANCHISE FEES

## Description:

This revenue source consists of payments made by TECO Gas for the privilege of constructing upon, and operating within the right of ways owned by the City. The basis for this fee is provided for in a long-term agreement for payments to the City of 6% on the sale of gas to customers within City limits.



## Legal Authority:

City of St. Augustine ordinance number 2009-20.

Home Rule Authority, Florida Constitution Article VIII, 5.2, Florida Statute 166.021

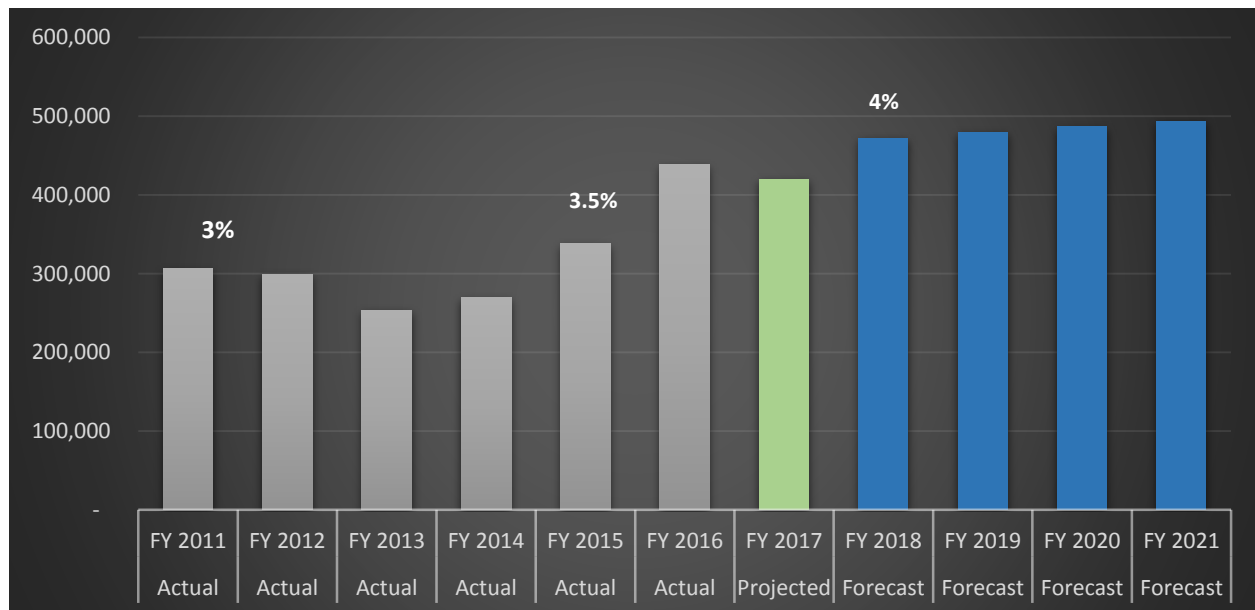
## Fiscal Capacity:

The two factors that influence the amount of revenue collected are the sale of gas to customers within the City limits and the rate negotiated in the agreement. The agreement between the City of St. Augustine and TECO Gas is a 15-year agreement up for renegotiation in 2024. The City will have the opportunity to negotiate a rate increase at the time. The current agreement is six (6) percent of TECO gas revenues within the City limits.

## SIGHTSEEING VEHICLE FRANCHISE FEES

### Description:

This revenue source consists of payments made by the sightseeing trains and trolleys for the privilege of constructing upon, and operating within the right of ways owned by the City. The basis for this fee is provided for in a long-term agreement for payments to the City of a percentage of ticket sales to customers.



### Legal Authority:

City of St. Augustine Ordinance 2001-22

City of St. Augustine Resolution No. 2014-34

Home Rule Authority, Florida Constitution Article VIII, 5.2, Florida Statute 166.021

### Fiscal Capacity:

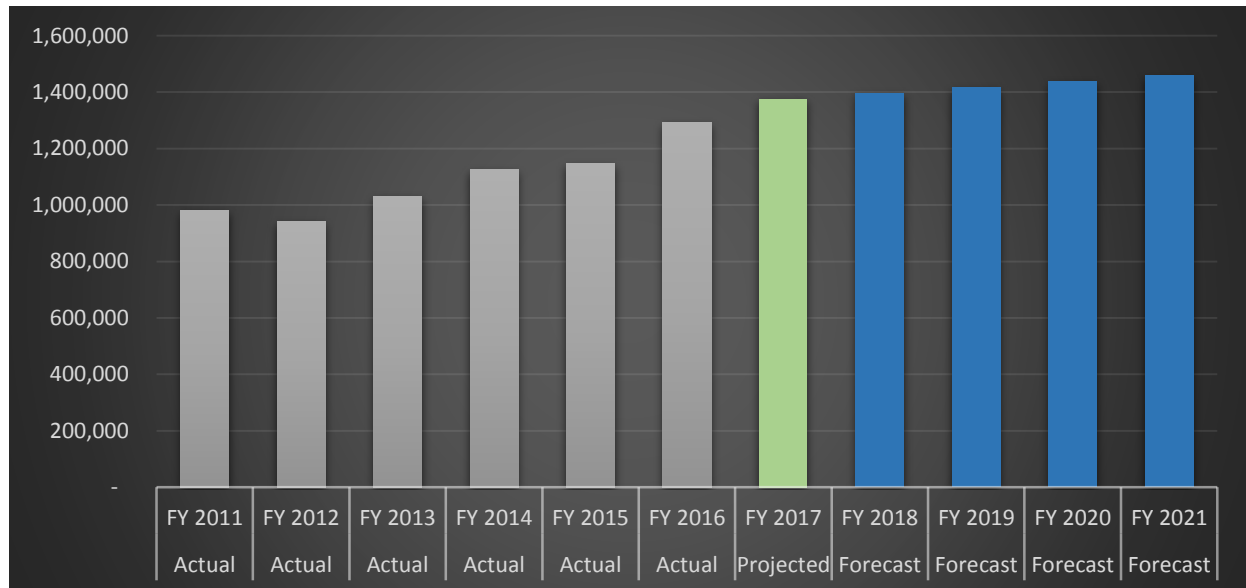
The two factors that influence the amount of revenue collected are the sale of tickets to customers and the rate negotiated in the agreement. The agreement between the City of St. Augustine and the sightseeing vehicle companies allows for a ½% increase in the fee every three (3) years.

The City has the opportunity to raise the franchise fee to 4% of sales for FY 2018. Staff recommends that we move to this 4% rate and expect that it will generate approximately \$55,000 in additional revenue.

# FLORIDA POWER AND LIGHT UTILITY TAX

## Description:

This revenue originates from the sale of electricity to residents within City limits. The basis for this fee is the maximum assessment of 10% of Florida Power and Light's revenues authorized by Florida State Statutes.



## Legal Authority:

Florida Statute 166.231(1)

City of St. Augustine ordinance number 2015-28.

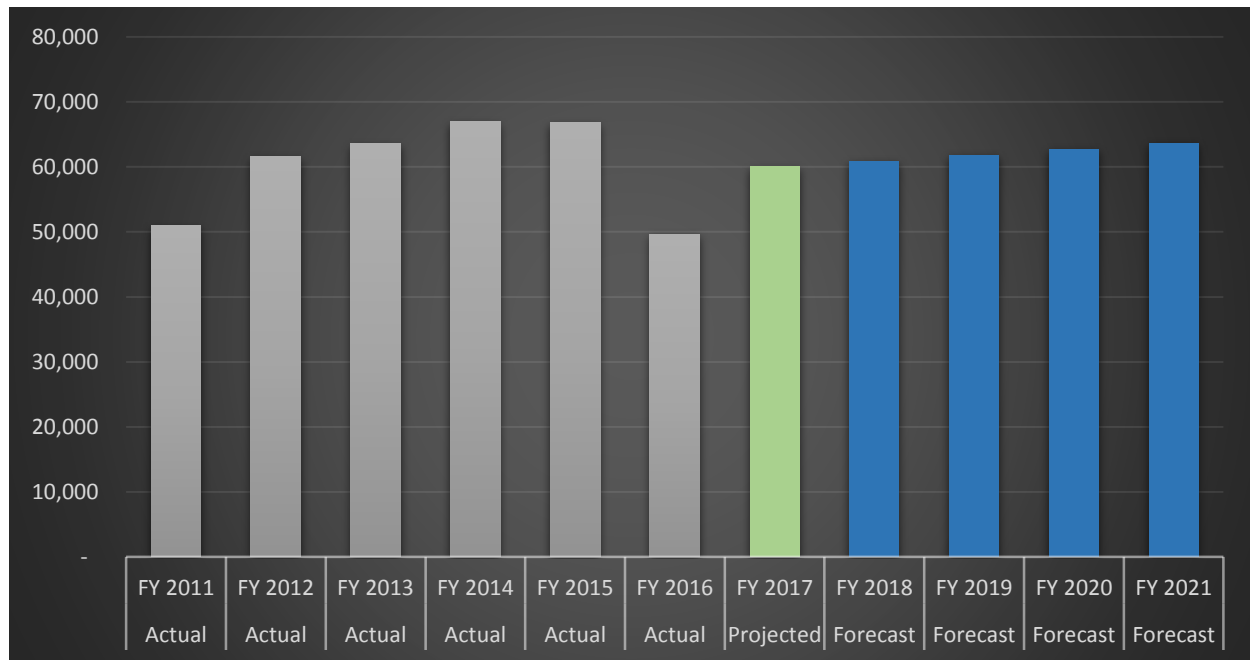
## Fiscal Capacity:

The City is currently levying the maximum rate of ten (10) percent for this revenue source. The only current capacity for increasing this revenue would be from increasing the sales within the City through FPL raising fees. FPL implemented a rate increase in 2017. They have also implemented a 12-month Hurricane Matthew cost recovery that will represent a 2-3.5% increase to customers (including the City).

# GAS UTILITY TAX

## Description:

This revenue originates from the sale of natural gas to residents within City limits. The basis for this fee is 10% of the first \$100, then 1% thereafter.



## Legal Authority:

Florida Statute 166.231(1)

City of St. Augustine Code Sec. 17.32.

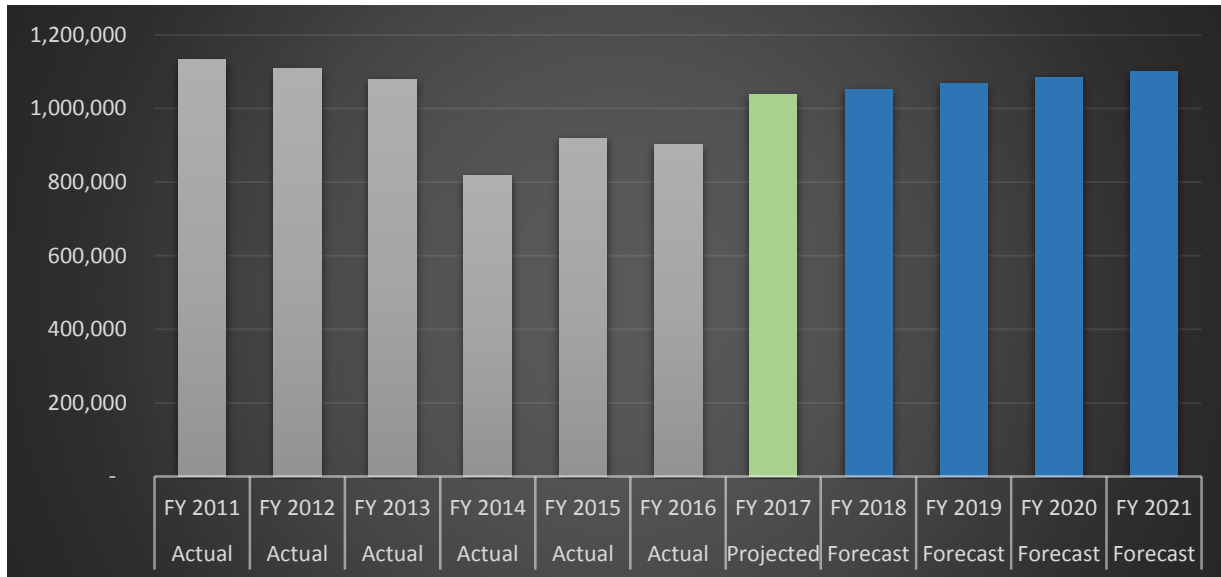
## Fiscal Capacity:

The City is not currently levying the maximum rate for this revenue source. Instead of levying the maximum of 10% of all sales, the City levies 10% on the first \$100 and 1% thereafter of applicable revenues. The two factors that determine the amount of revenues collected for this fee are the sales of natural gas in the City and the assessment rate. The current capacity for increasing this revenue would be from raising the rate to 10% of all sales, which is the maximum allowed by Florida Statute or increasing the sales through the gas company raising fees. Moving to the maximum rates allowed by Florida Statute would realize only a slight increase in revenues.

# COMMUNICATION SERVICES TAX

## Description:

Communication services tax applies to telecommunication, video, direct-to-home satellite, and related communications services.



## Legal Authority:

Florida Statute 202.19, 202.20

City of St. Augustine Code Sec. 17-38 and 17-39.

## Fiscal Capacity:

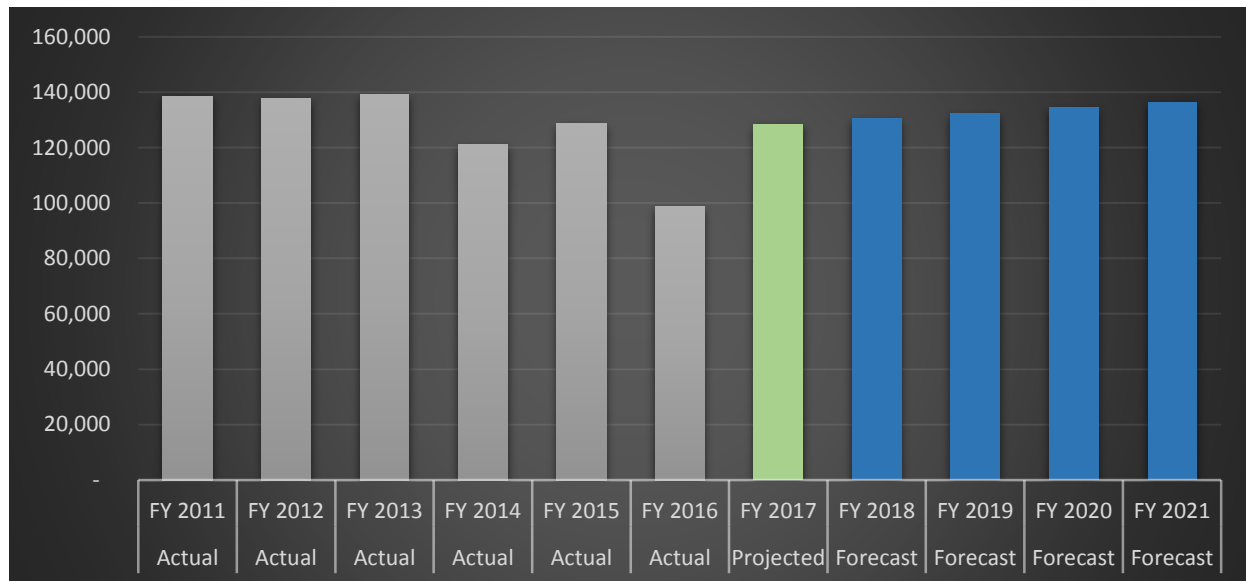
According to the City of St. Augustine Ordinance 2001-15 and 2001-16, sections 17-38 and 17-39, Beginning on October 1, 2002, the local communications services tax rate shall be five and one-tenth (5.1) percent or such other rate as may be authorized by the Florida legislature and adopted by ordinance of the city. The current rate is the maximum of 5.22%. Increasing this revenue source would require authorization by both the Florida legislature and the City of St. Augustine Commission.



# BUSINESS TAX

## Description:

The Local Business Tax, formerly known as Occupational License Tax, is a tax for the privilege of engaging in or managing any business, profession, or occupation within the City limits.



## Legal Authority:

City of St. Augustine Code, Chapter 17, Article III, Sec. 17-61 through 17-95

Florida Statute 205.043(1)

Florida Statute chapters 205.0535, 205.0536

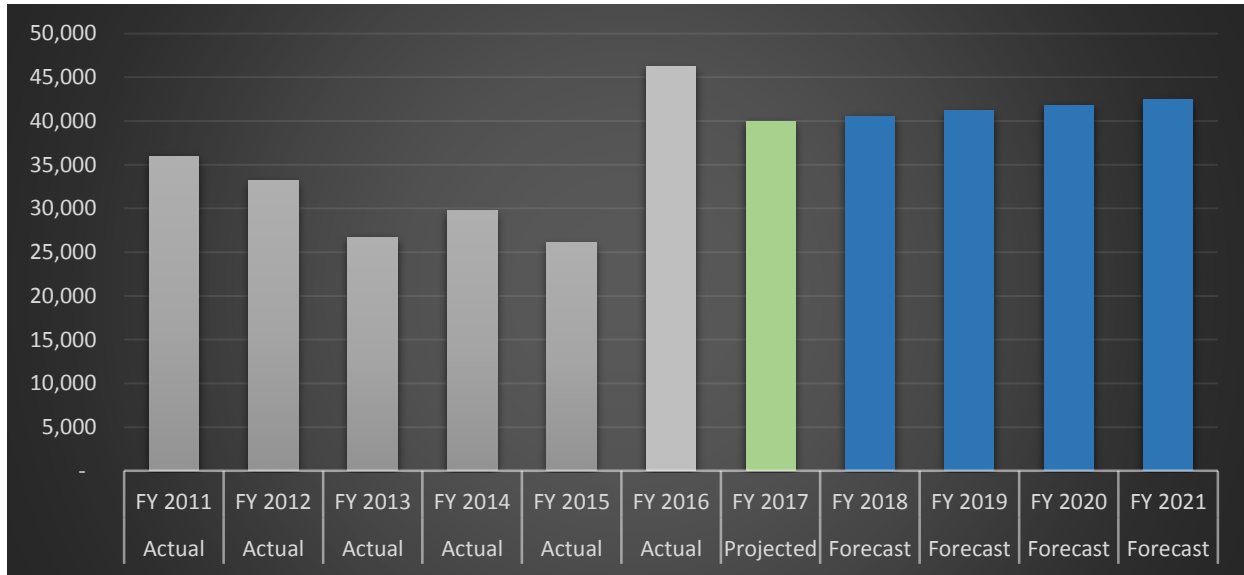
## Fiscal Capacity:

A business tax rate increase would require St. Augustine City Commission approval and adherence to the guidelines of Florida State Statutes. The business tax rate can increase 5% every other year by June 30. The expectation is for business tax receipts to remain stable because there is no significant change anticipated in the number of new businesses in the next fiscal year. The Florida Legislature has proposed changes to this tax; however, no changes have occurred to date.

# SPECIAL EVENT PERMITS

## Description:

This revenue is derived from fees assessed to events using Francis Field and other public spaces requiring a permit.



## Legal Authority:

City of St. Augustine resolution number 2017-09, section 6

Home Rule Authority, Florida Constitution Article VIII, 5.2, Florida Statute 166.021

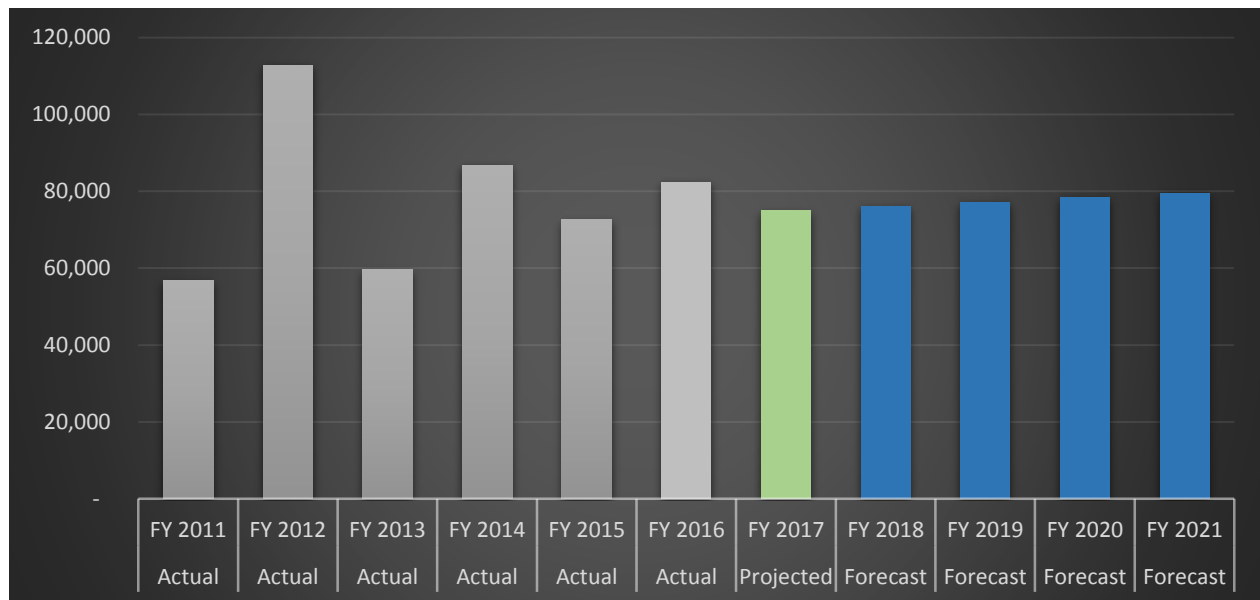
## Fiscal Capacity:

Increases in the current fee schedule could increase the revenue generated by Special Event Permits. Commission approval is required to adjust the fee schedule.

## ALCOHOLIC BEVERAGE LICENSE FEE (State Shared Revenue)

### Description:

This revenue is from license fees collected from manufacturers, distributors, and vendors that sell alcoholic beverages. A portion of the annual state license tax levied on manufacturers, distributors, vendors, brokers and importers of alcoholic beverages collected within a municipality is shared with local governments. Revenue is received from the State for the City's share of annual alcoholic beverage licensing fees. Currently 38% of the license tax imposed and collected within the City is returned quarterly (February, May, August and November) from the State of Florida.



### Legal Authority:

Florida Statute section 561.342

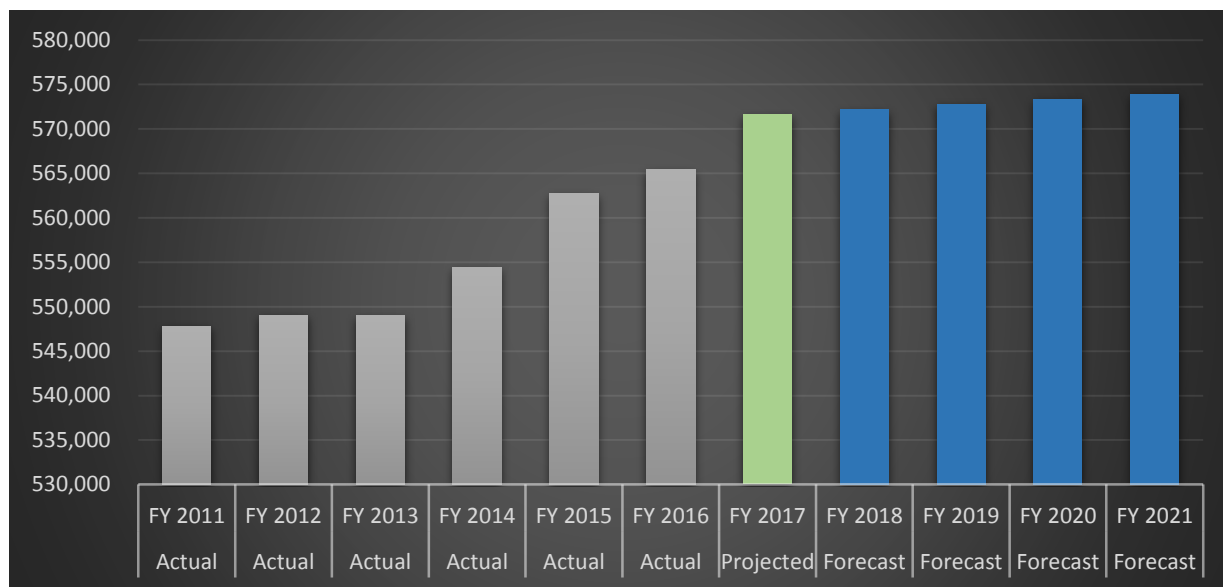
### Fiscal Capacity:

The licenses and fees associated with state alcoholic beverages are regulated by Florida State Statutes.

# STATE REVENUE SHARING

## Description:

The municipal revenue sharing program is administered by the Department of Revenue and monthly distributions are made to eligible municipal governments. The program is comprised of state sales taxes and municipal fuel taxes that are collected and transferred to the Revenue Sharing Trust Fund for Municipalities.



## Legal Authority:

Florida Statute chapters 206, 212, and 218  
Florida Revenue Sharing Act of 1972.  
Florida Statute section 218.62

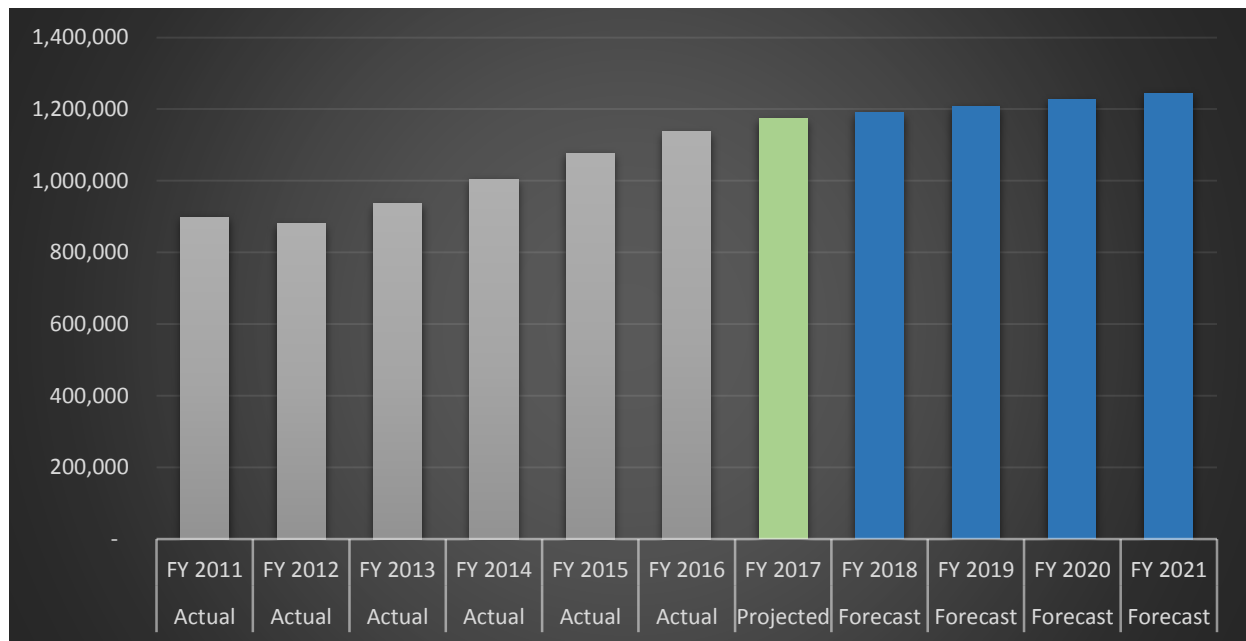
## Fiscal Capacity:

In order to calculate the municipal sales tax collection factor, it is first necessary to allocate a share of the sales tax collected within a county to each of its respective municipalities. This allocation is derived based on population. Once that is done, an apportionment factor is calculated by the Department of Revenue for each eligible municipality using a formula consisting of the following equally weighted factors: adjusted municipal population, derived municipal sales tax collections, and municipality's relative ability to raise revenue.

# HALF-CENT SALES TAX

## Description:

Authorized in 1982, this program generates the largest amount of revenue for local governments among the state-shared revenue sources currently authorized by the Legislature. Monies remitted by a sales tax dealer located within the county and transferred into the Trust Fund are earmarked for distribution to the governing body of that county and each municipality within that county. An allocation formula serves as the basis for distribution. The primary purpose of this revenue is to provide relief from ad valorem and utility taxes while providing counties and municipalities with revenue for local programs.



## Legal Authority:

Florida Statute chapters 202.18(2), 212.20(60) and 218.60-67

Florida Statute chapter 218.62-218.65

## Fiscal Capacity:

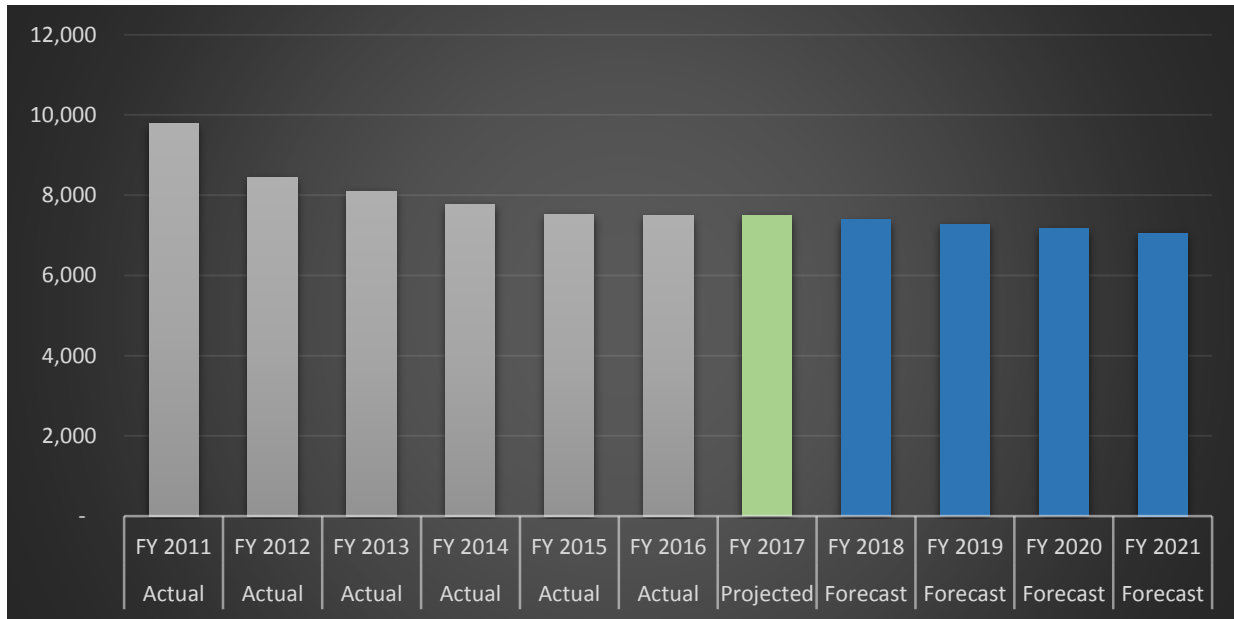
The allocation factor for each municipal government is computed by dividing the municipality's total population by the sum of the county's total population plus two-thirds of the County incorporated population. Each municipality's distribution is then determined by multiplying the allocation factor by the sales tax monies earmarked for distribution within its respective county.

An increase in the City of St. Augustine's population or eligible countywide sales would result in an increase in this revenue for the City.

# MOBILE HOME LICENSE TAX

## Description:

Counties, municipalities, and school districts receive proceeds from an annual license tax levied on all mobile homes and park trailers, and on all travel trailers and fifth-wheel trailers exceeding 35 feet in body length. Licenses vary from \$20 to \$80 depending upon length of the mobile home. Currently, \$1.50 of this fee is retained by the State for its general fund. The mobile home relocation trust fund receives \$1.00 and the remainder is divided 50/50 between the City and the school board where the mobile unit is located.



## Legal Authority:

Florida Statute Chapter 320.015, 320.08, 320.08015, 320.081.

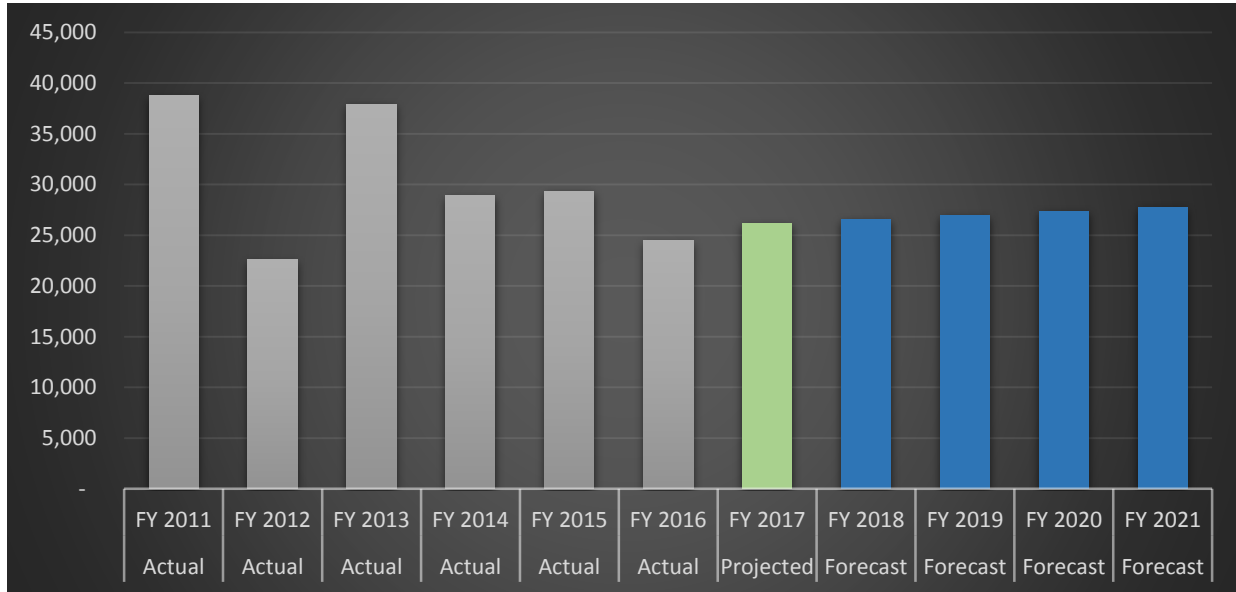
## Fiscal Capacity:

These fees are collected for mobile homes in lieu of property taxes. The fees are set by the State of Florida under Chapter 320, the motor vehicles chapter of State Statute.

# COUNTY REVENUE SHARING

## Description:

This revenue is generated from St. Johns County Business Tax receipts and School Board Impact Fees. Revenues are disbursed by a ratio derived by dividing each municipality's population by the population of the county.



## Legal Authority:

Florida Statute chapter 205.0536

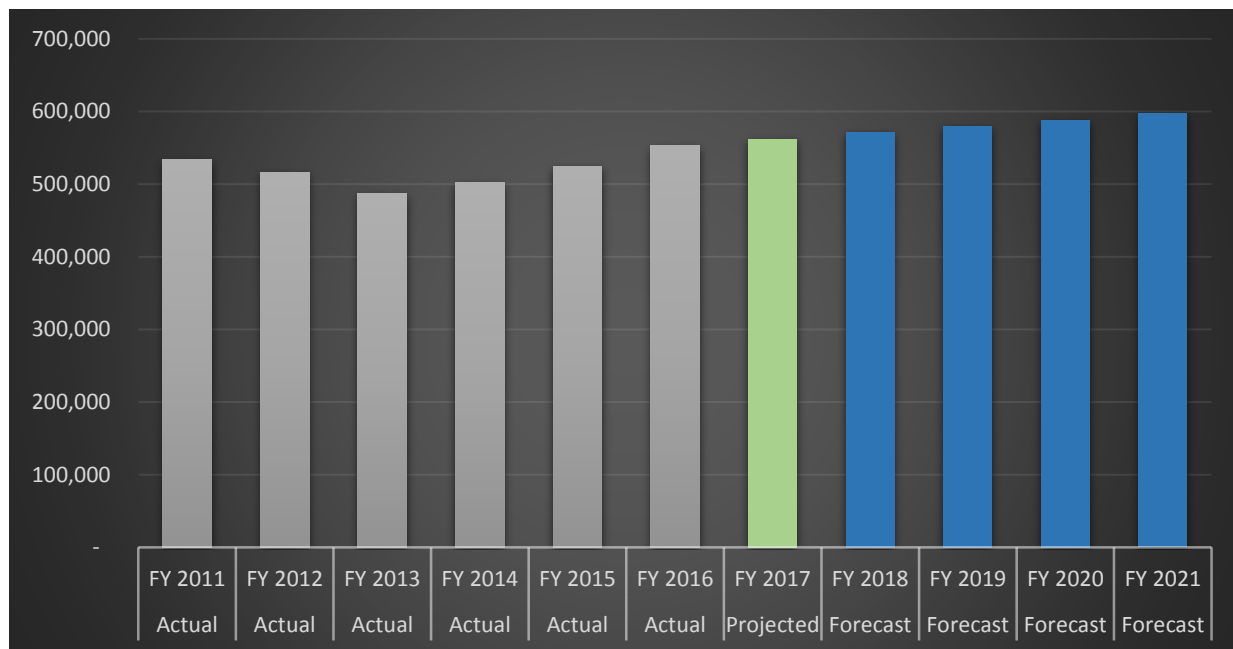
## Fiscal Capacity:

An increase in number of businesses, homes or the population in St. Augustine will increase the amount of revenue received from St. Johns County.

## LOCAL OPTION GAS TAX

### Description:

County governments are authorized to levy up to 12 cents of local option fuel taxes in the form of three separate levies. The first is a tax of 1 cent on every net gallon of motor and diesel fuel sold within a County. The second is a tax of 1 to 6 cents on every net gallon of motor and diesel fuel sold within a County. The third is a 1 to 5 cent levy upon every net gallon of motor fuel sold within a County however; diesel fuel is not subject to this tax. Proceeds may be used to fund transportation expenditures. In St. Johns County, the revenue is collected and distributed using a population based formula.



### Legal Authority:

Florida Statute chapter 206.41(1)(e), 206.87(1), and 336.025

### Fiscal Capacity:

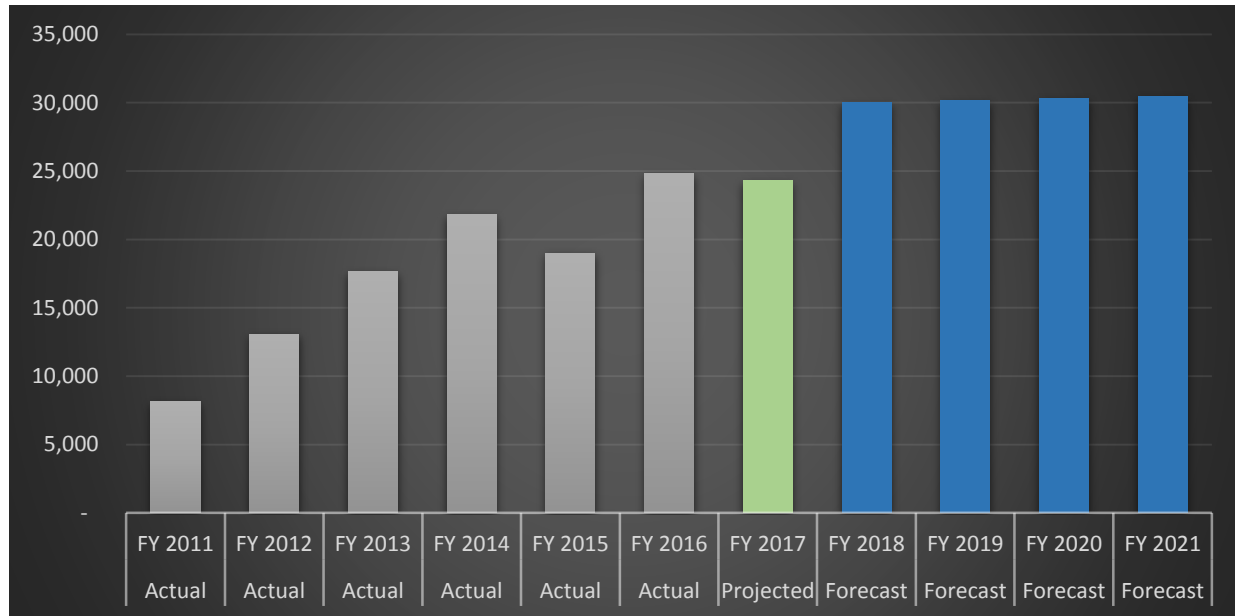
This revenue source is distributed to the City through an Inter-local agreement with the County. The formula for distribution to municipalities is based on population. An increase in the percent levied on motor fuel by St. Johns County, and increase in the amount of motor fuel sold in St. Johns County and/or an increase in the City of St. Augustine's population would result in an increase in this revenue for the City.



# BOARD APPLICATION & APPEAL FEES

## Description

Revenue is collected from application fees for items that are reviewed by the Boards of the City of St Augustine. The purpose of these Boards is to hear, determine, and decide appeals and reviewable interpretations, applications or determinations made by administrative officials.



## Legal Authority:

Florida Statute 166.201

City of St. Augustine Code, Chapter 28, Article II, Division 2, Section 28-63

Home Rule Authority, Florida Constitution Article VIII, 5.2, Florida Statute 166.021

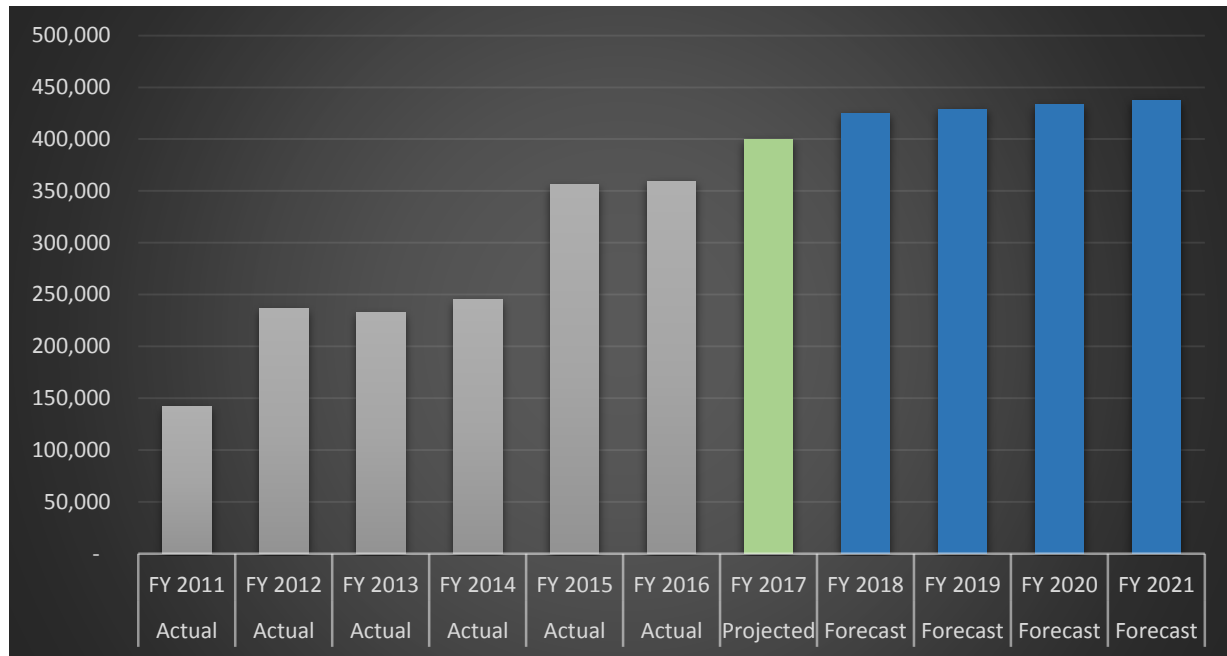
## Fiscal Capacity:

In 1996, the St. Augustine City Commission approved the revision of the fee schedule for board application and appeal fees. Commission approval would be required to increase the fee schedule. Staff is recommending a change to the current schedule that will bring costs in line with actual staff time used, will allow for cost recovery of all advertising and will allow for an annual increase to fees based on the Consumer Price Index (CPI). This change in fees will increase revenue slightly to help offset more of the Planning & Building department expenses.

## BUILDING PERMITS AND FEES

### Description:

Building permit and fee revenue is collected from fees and the sale of permits issued to regulate the renovation, construction, or installation of plumbing, electrical, and plumbing work.



### Legal Authority:

Florida Statute 166.201

City of St. Augustine Code, Chapter 8, Article II, Section 8-103

Home Rule Authority, Florida Constitution Article VIII, 5.2, Florida Statute 166.021

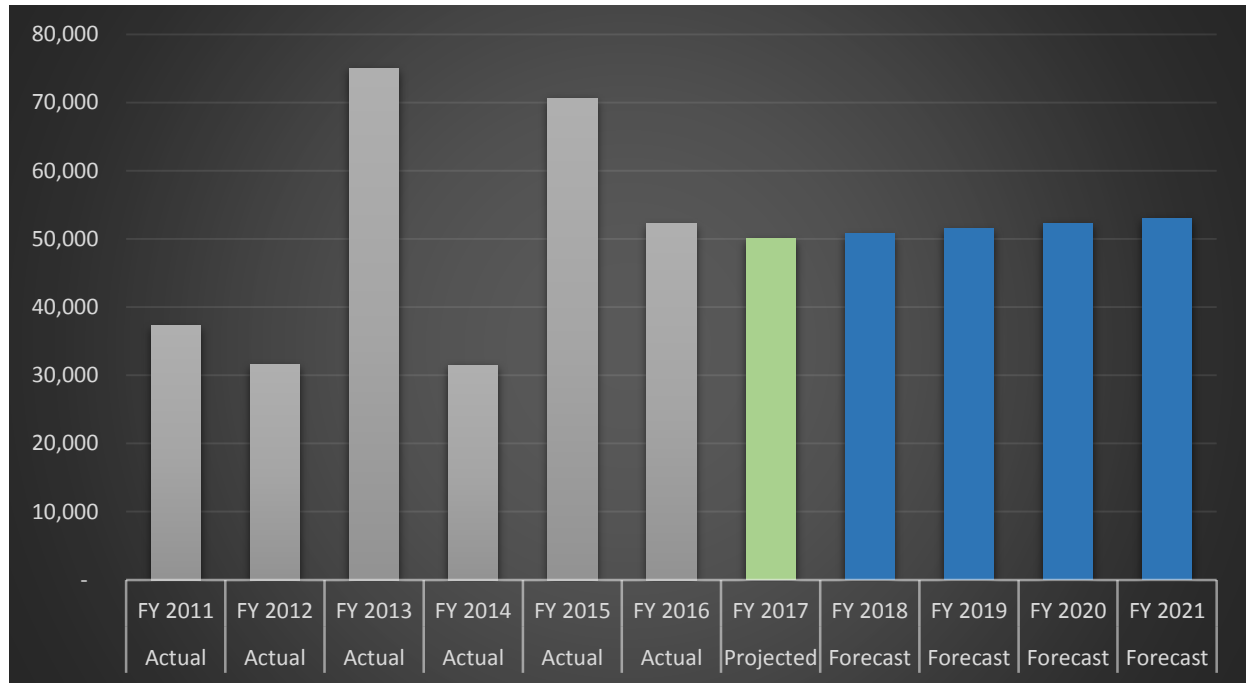
### Fiscal Capacity:

Commission approval would be required to increase the fee schedule. Staff is recommending a change to the current fee in order to bring fees in line with Florida Building Code (Florida Statute 553-80). This change in fees will increase revenue slightly to help offset more of the Planning & Building department expenses.

# ARCHAEOLOGICAL PERMITS

## Description:

This revenue is collected from fees charged for regulation and archaeological investigation and excavation as required in enumerated Archaeological Zones for ground disturbances associated with building permits, utility permits or right-of-way permits.



## Legal Authority:

Florida Statute 166.201

City of St. Augustine Code, Chapter 6, Section 6-8

Home Rule Authority, Florida Constitution Article VIII, 5.2, Florida Statute 166.021

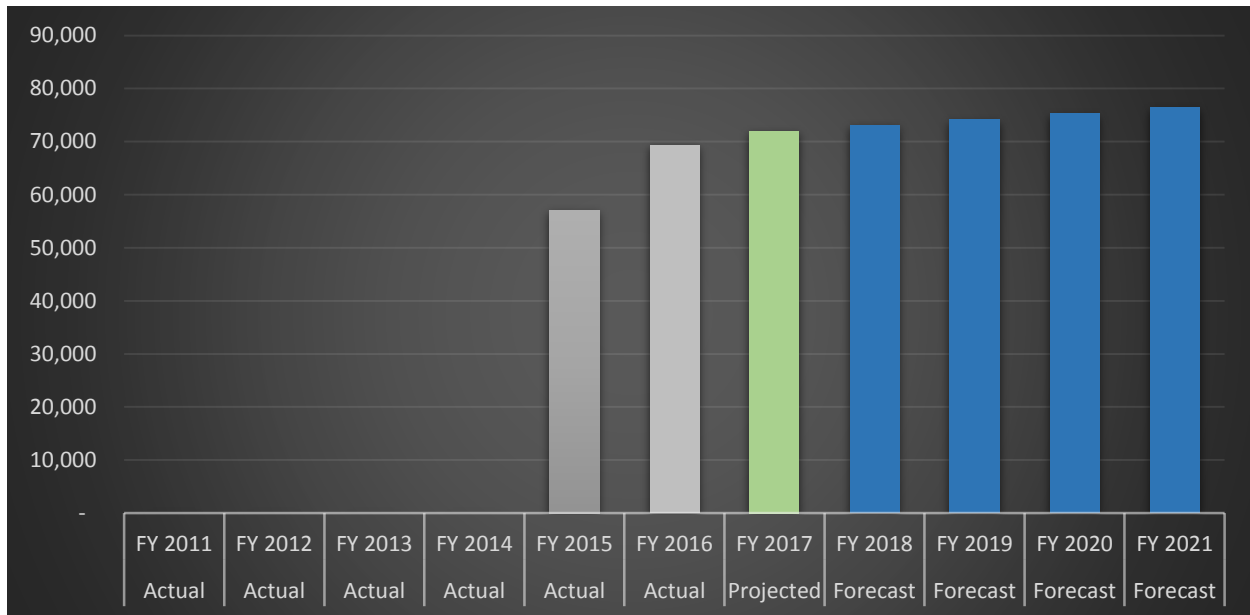
## Fiscal Capacity:

Commission approval would be required to increase the fee schedule. Staff is recommending a change to the current fee schedule by raising the current cap from \$25,000 to \$50,000. This revenue increase will provide additional support to the archaeology program.

# PUBLIC WORKS PERMIT FEES

## Description:

Permit review fees are cost associated with an in-house review of a new or existing project and right-of-way fee. The administrative review fees vary based on the size of the project.



## Legal Authority:

Florida Statute 166.201

City of St. Augustine Resolution 2015-29

Home Rule Authority, Florida Constitution Article VIII, 5.2, Florida Statute 166.021

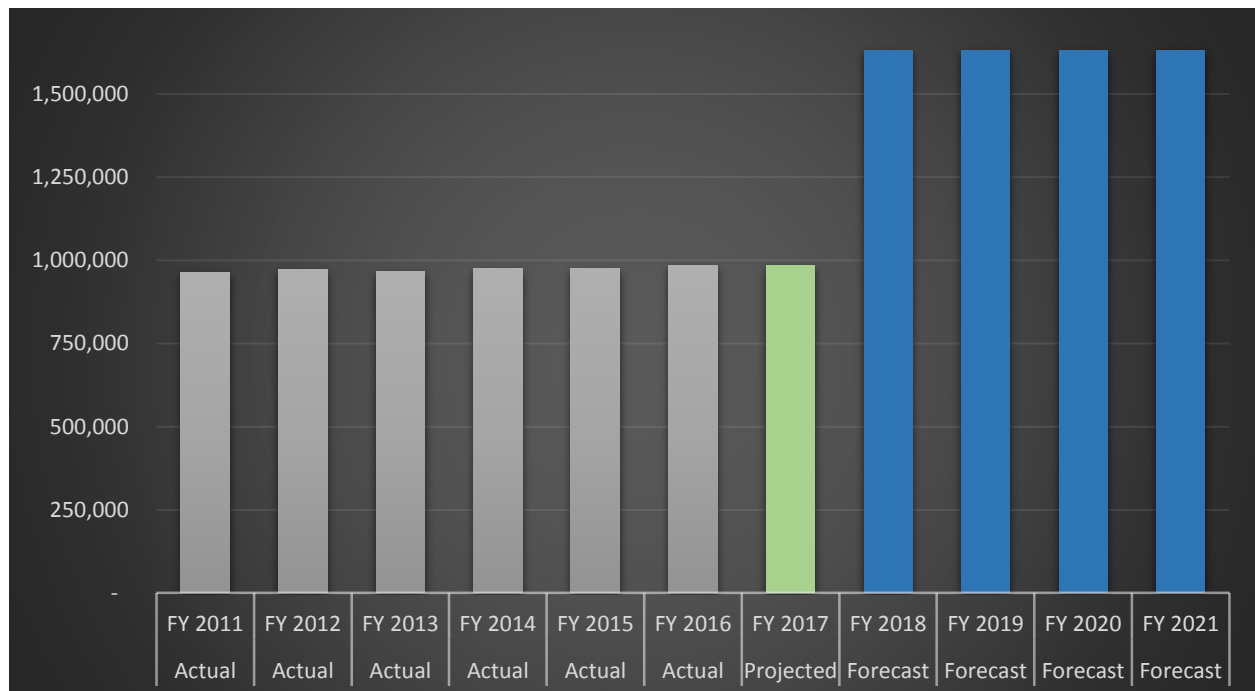
## Fiscal Capacity:

The fee assessed for administrative review applicants are a part of the revised fee schedule approved by St. Augustine City Commission in 2015. Commission approval would be required to increase the fee schedule.

# FIRE ASSESSMENT FEE

## Description:

This revenue consists of a Fire Assessment fee that is charged per square foot of assessable area within the City limits. The rate is based on the percentage of calls the Fire Department responds to and the percentage of the Fire Department's assessable budget that may be recovered. Our 2016 analysis concluded that Residential calls make up 43.71% of all calls and Non-Residential calls make up 56.29%. In 2016, 30% of the Department's total budget was recovered by this fee. The revenue is billed on the Ad Valorem tax notices sent out in November from the St. Johns County Property Tax Collector's Office.



## Legal Authority:

City of St. Augustine Ordinance 2016-20

City of St. Augustine Resolution 2016-29

Florida Statute Section 166.021, Chapter 170

Home Rule Authority, Florida Constitution Article VIII, 5.2, Florida Statute 166.021

**Fee Schedule:** In 2016, the Fire Assessment rate of \$0.041 for Residential and \$0.0747 for Non-Residential was assessed.

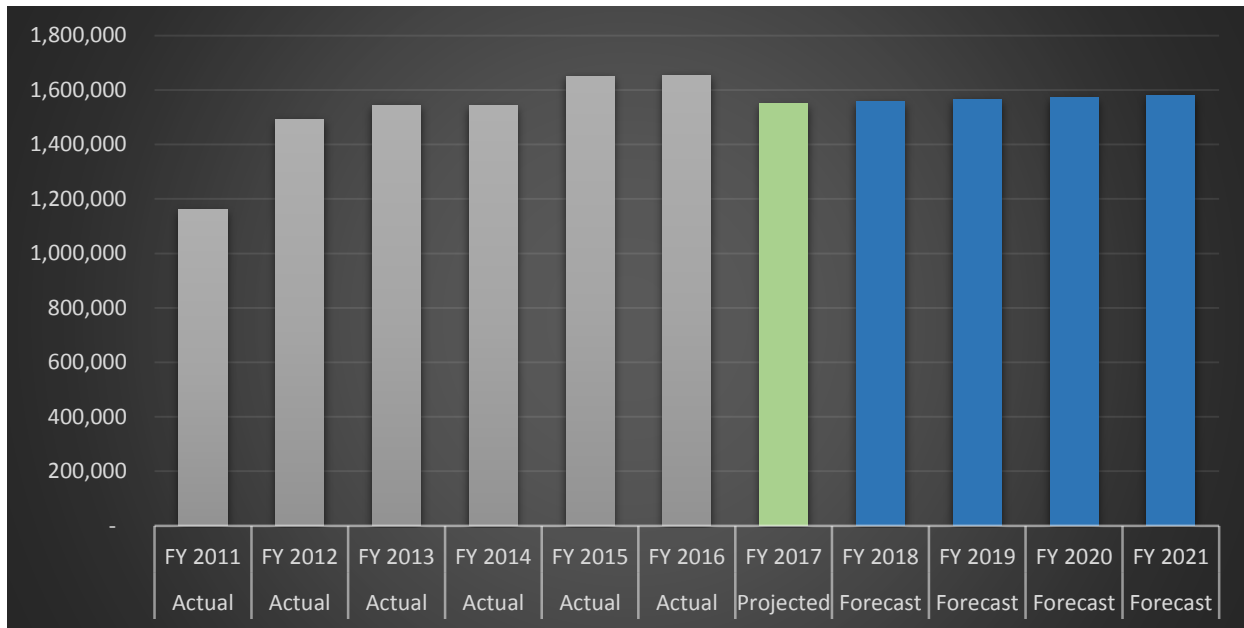
## Fiscal Capacity:

Commission approval would be required to increase the fee schedule. Staff is recommending an increase to 50% cost recovery of the Fire Department budget. Moving from 30% cost recovery to 50% cost recovery would result in a Residential rate of \$0.0689 per square foot and a Non-Residential Rate of \$0.1257 per square foot. An increase in revenue of \$660,000 would result from this increase.

## PARKING FEES

### Description:

This revenue source consists of user fees from parking meters and pay stations in City operated lots and on-street.



### Legal Authority:

City of St. Augustine Code Chapter 24, Article II, Division II

Home Rule Authority, Florida Constitution Article VIII, 5.2, Florida Statute 166.021

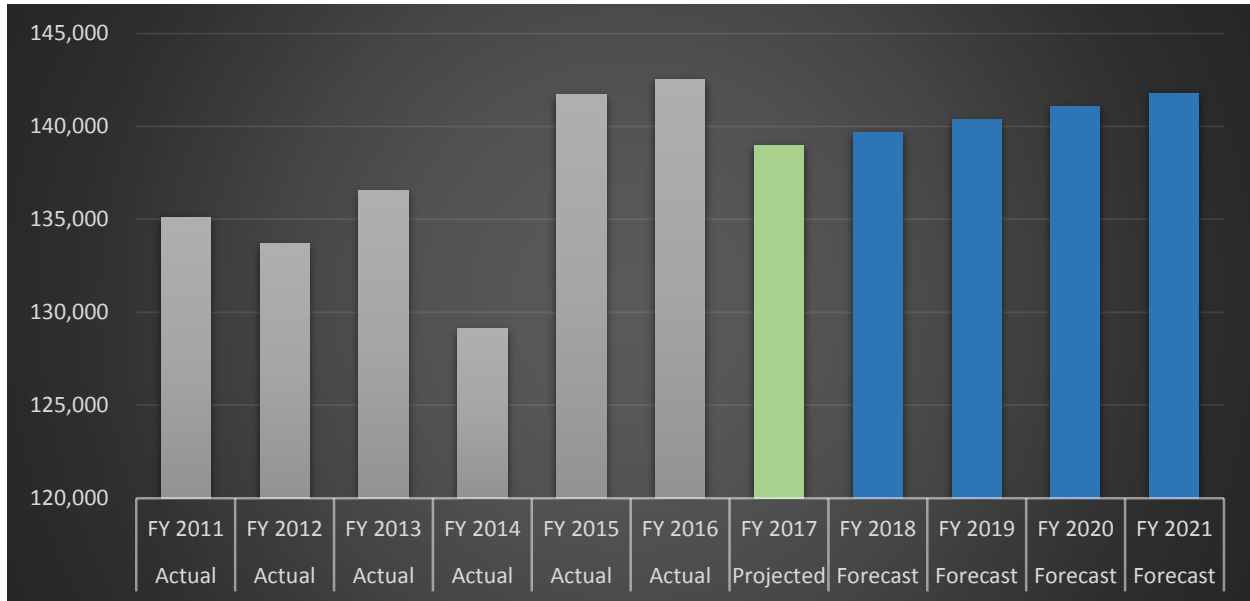
### Fiscal Capacity:

St. Augustine could increase this revenue source by increasing meter fees or the hours of enforcement of these meters. Commission approval would be required to increase the fee schedule. The current parking study will be reviewing the advantages to mobility by increasing meter fees and/or meter enforcement hours.

# PARKING PERMIT FEES

## Description:

This revenue source consists of parking permits sold for parking in designated permit lots maintained by the City.



## Legal Authority:

City of St. Augustine Code, Chapter 24.

Home Rule Authority, Florida Constitution Article VIII, 5.2, Florida Statute 166.021

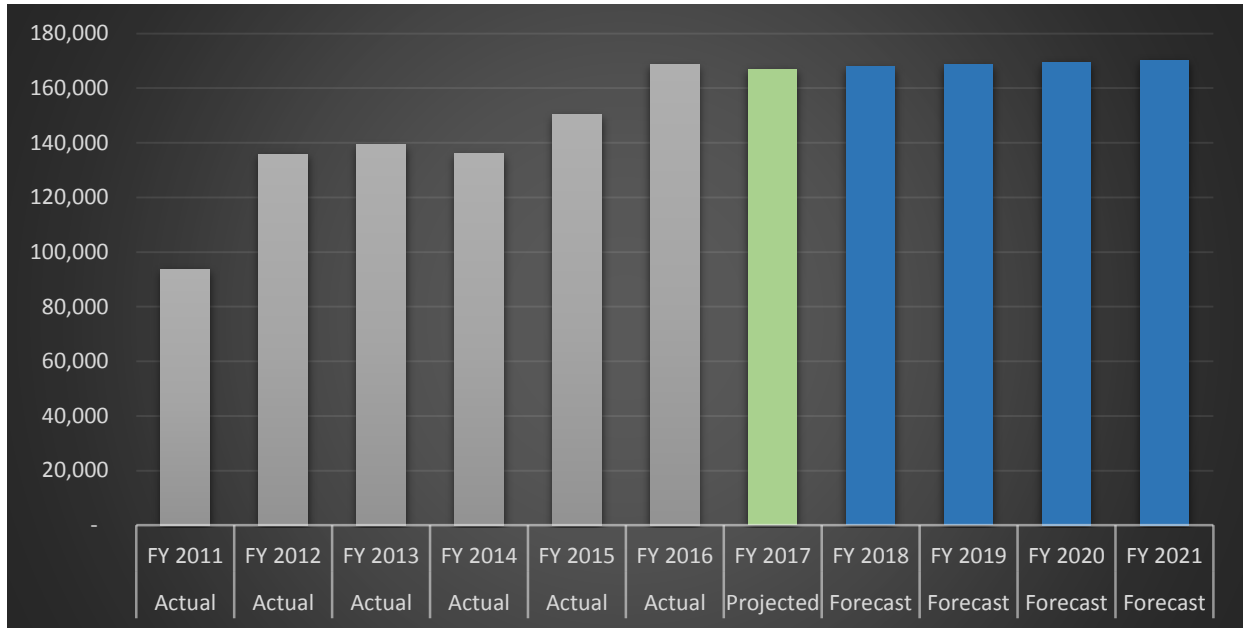
## Fiscal Capacity:

The City could increase this revenue source by increasing permit fees or by increasing the number of permitted spaces. Commission approval would be required to increase the fee schedule.

# PARKNOW CARD SALES

## Description:

This revenue source consists of the sale of pre-filled ParkNow cards. These cards allow St. Johns County residents to park at parking meters for \$0.50 per hour instead of \$1.50 per hour.



## Legal Authority:

City of St. Augustine Code, Chapter 24

Home Rule Authority, Florida Constitution Article VIII, 5.2, Florida Statute 166.021

## Fiscal Capacity:

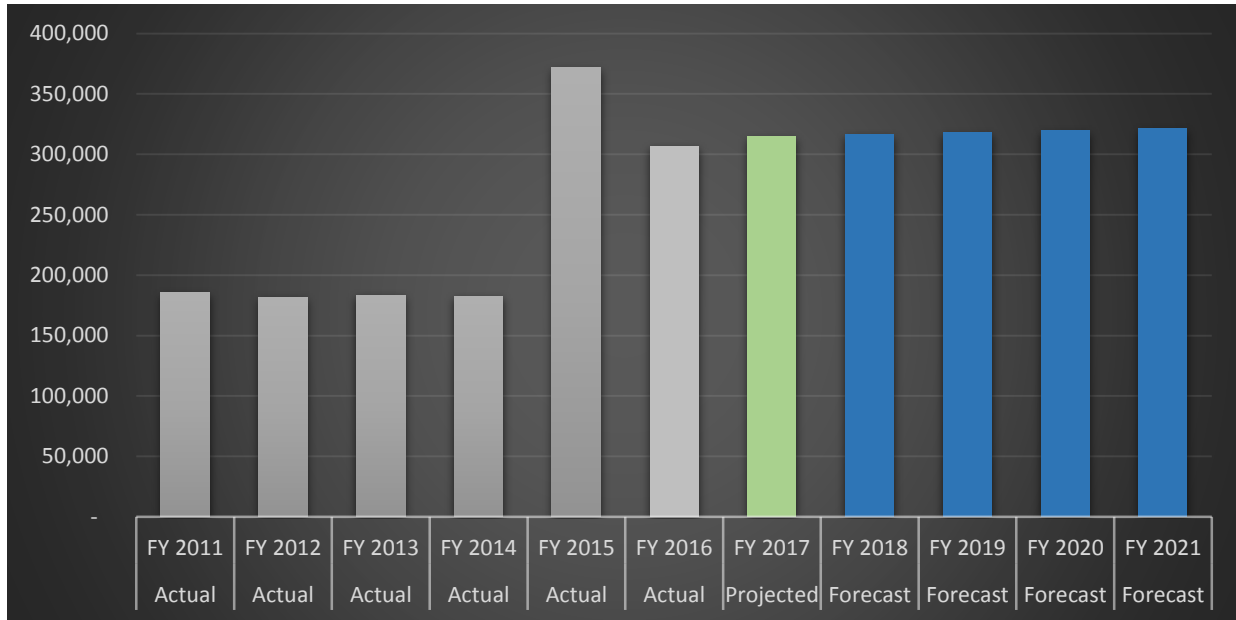
The City could increase this revenue source by increasing the meter rate with the ParkNow card. Increased marketing could also increase this revenue. Commission approval would be required to increase the fee schedule.



# PARKING FINES

## Description:

This revenue source consists of parking fines collected from citations including overtime parking citations, handicapped parking citations, and other illegal parking citations.



## Legal Authority:

City of St. Augustine Code, Section 24-31

City of St. Augustine ordinance number 2015-01

Home Rule Authority, Florida Constitution Article VIII, 5.2, Florida Statute 166.021

## Fiscal Capacity:

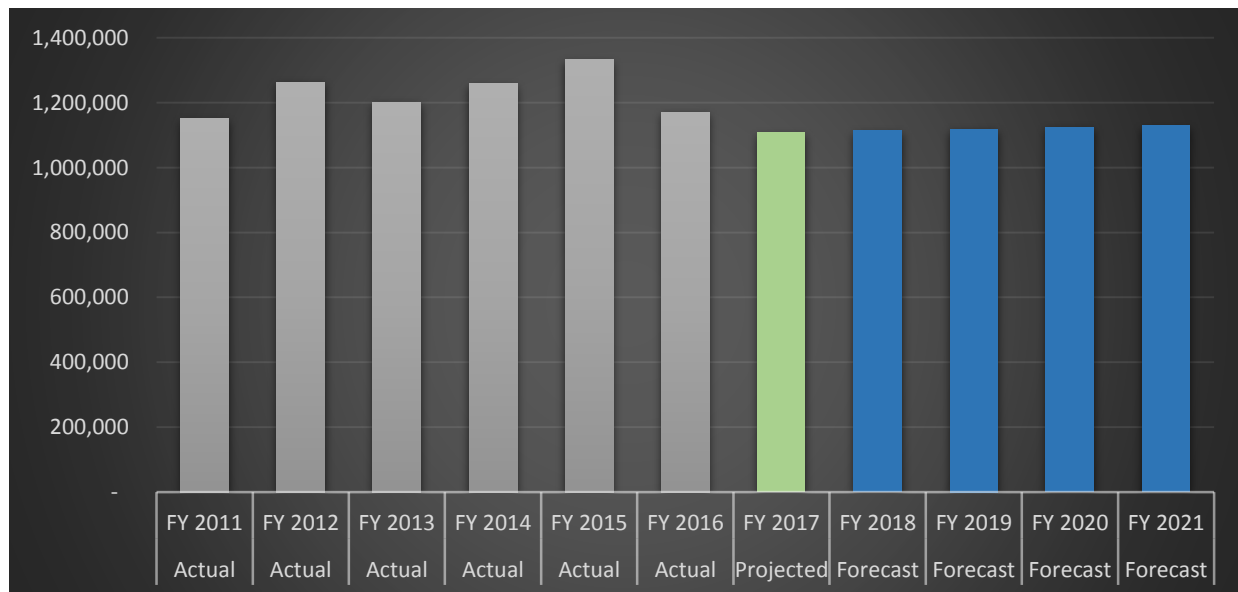
The City could increase this revenue source by increasing citation fines with stronger parking enforcement. Commission approval would be required to increase the fee schedule.

# RENTS & ROYALTIES

## Description:

This revenue source includes Rents and Royalties from leases and other agreements. Examples of these agreements include:

Carpet Golf—Ripley's  
Galimore Center usage  
Davenport Park Carousel  
St. Augustine Yacht Club  
Casa del Hidalgo  
State of Florida Department of Revenue  
State of Florida Department of Corrections  
State of Florida Department of Juvenile Justice  
Florida Cracker Café  
Flagler College  
1<sup>st</sup> Floor Alcazar Hotel  
Flagler/Police Agreement  
Submerged Land Leases



## Legal Authority:

Home Rule Authority, Florida Constitution Article VIII, 5.2, Florida Statute 166.021

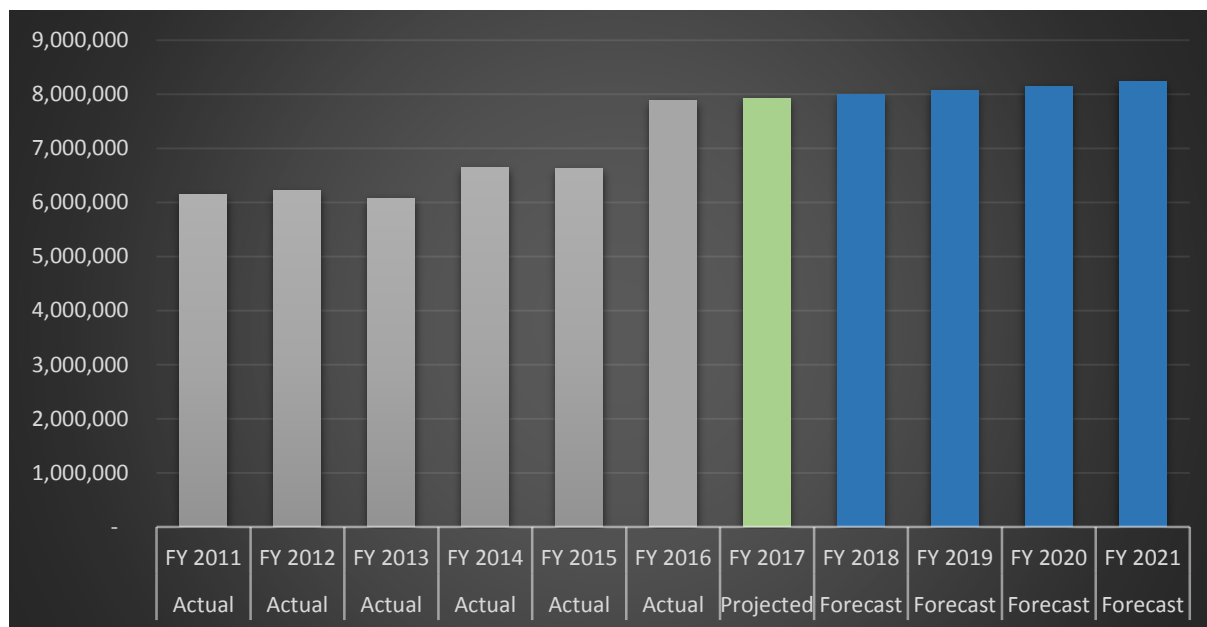
## Fiscal Capacity:

St. Augustine City Commission has the ability to negotiate rates and lease terms based on a fair and marketable rate. City Commission reserves the right to charge rates that are sufficient to insure a reasonable return on the investments.

# WATER & SEWER CHARGES FOR SERVICES INSIDE CITY

## Description:

This revenue source is generated by water and sewer fees paid by the resident for their utility usage for customers inside the City limits.



## Legal Authority:

City of St. Augustine Code Chapter 26, Section 26-55

City of St. Augustine Resolution 2015-28

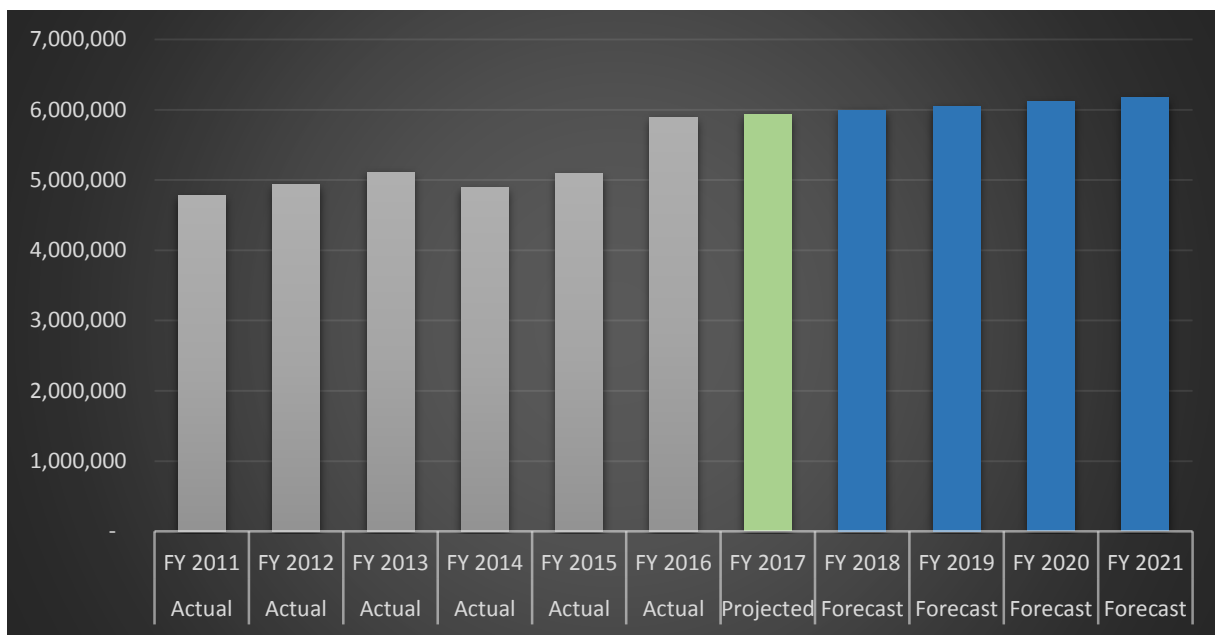
## Fiscal Capacity:

Utility rates were adopted by Resolution 2015-28 for Fiscal Years 2016 through 2020. We will be beginning the third year of these adopted rates in FY 2018. The rate schedule and Resolution are attached for your reference. Staff recommends that we adjust rates only to the extent approved by Resolution 2015-28. No Commission action is required for water and wastewater rates. A Consumer Price Index (CPI) adjustment is recommended for all hard costs including taps and meters.

## WATER & SEWER CHARGES FOR SERVICES OUTSIDE CITY

### Description:

This revenue source is generated by water and sewer fees paid by the resident for their utility usage for customers outside the City limits.



### Legal Authority:

City of St. Augustine Code Chapter 26, Section 26-55

City of St. Augustine Resolution 2015-28

### Fiscal Capacity:

Utility rates were adopted by Resolution 2015-28 for Fiscal Years 2016 through 2020. We will be beginning the third year of these adopted rates in FY 2018. The rate schedule and Resolution are attached for your reference. Staff recommends that we adjust rates only to the extent approved by Resolution 2015-28. No Commission action is required. No Commission action is required for water and wastewater rates. A Consumer Price Index (CPI) adjustment is recommended for all hard costs including taps and meters.

## RESOLUTION 2015-28

**A RESOLUTION OF THE CITY COMMISSION OF THE CITY OF ST. AUGUSTINE, FLORIDA MADE PURSUANT TO THE AUTHORITY OF CHAPTER 26, ARTICLE III OF THE CODE OF THE CITY OF ST. AUGUSTINE; PROVIDING FOR AND ADOPTING A SCHEDULE OF UTILITY CONNECTION CHARGES, WATER AND SEWER RATES AND MISCELLANEOUS FEES; AND PROVIDING FOR AN EFFECTIVE DATE.**

WHEREAS, the City of St. Augustine owns and operates the City of St. Augustine water and wastewater system ("Utility")\_whose operations are supported entirely by the revenues collected from the customers of the Utility; and

WHEREAS, the Utility was financed, in part, through the issuance of revenue bonds which the covenants made by the City of St. Augustine in conjunction with the issuance of the revenue bonds require the City of St. Augustine, among other things, to collect revenues for its Utility which are sufficient to operate in an efficient and economical manner; to make such the necessary expenditures for equipment and for renewals, repairs, and replacements as may be proper for the operation thereof; make all required deposits to the funds and accounts established in support of the issuance of the revenue bonds; and to otherwise maintain the financial integrity of the Utility financial accounts; and

WHEREAS, Chapter 26, Article III of the Code of the City of St. Augustine authorizes the adoption of fees for utility connection charges, water and sewer rates and miscellaneous fees; and

WHEREAS, pursuant to the provisions of Florida Statute 180.13(2), the City Commission sets just and equitable rates, fees and charges for services furnished by the Utility; and

WHEREAS, the City Commission finds, after study and review, that establishing a defined schedule of rates, fees and charges allows the City to recover the costs to the

City associated with serving the various classes of consumers and properties and meets the regulatory and fiscal obligations of the Utility and further finds that establishing a defined schedule of rates, fees and charges allows the City to recover associated costs to the City; and

WHEREAS, the City Commission has enacted Ordinance 2012-13 which provides that the City Commission, from time to time, may establish by resolution such rates, fees and charges pertaining to the Utility as shall be necessary to meet the City's obligations relating to the operation of the Utility and to comply with the requirements of regulatory agencies related to the operation of the Utility and to meet all other obligations of the City related to the Utility; and

WHEREAS, the City Commission desires to continue to maintain fair, just, equitable and appropriate rates, fees and charges consistent with industry standards, while promoting water conservation; and

WHEREAS, the City Commission finds that it is necessary, desirable and fiscally prudent for the utility to adopt this Resolution to amend rates, fees and charges established in Resolution Number 2014-28, to include all rates, fees and charges imposed at this time, pursuant to the City of St. Augustine Water and Wastewater Ordinance as codified in Article III, Chapter 26 of the Code of Ordinances of the City of St. Augustine and finds that the schedule of rates is adequate to meet the stated goals of the City of St. Augustine and to maintain compliance with the rate covenants adopted in connection with the issuance of the Utility revenue bonds; and

WHEREAS, the City Commission has conducted two public hearings regarding the adoption of the proposed schedule of rates, fees and charges as required by the City Code;

NOW, THEREFORE, BE IT RESOLVED BY THE CITY COMMISSION OF THE CITY OF ST. AUGUSTINE, FLORIDA, AS FOLLOWS:

SECTION 1. The foregoing recitals are incorporated herein by reference and made a part of this Resolution. The prior and current reports, evaluations and studies relating to the rates and charges pertaining to the water and wastewater utility are hereby ratified, adopted and approved. The recommendations made by the City Manager in the City Commission agenda item pertaining to this Resolution are hereby approved adopted.

SECTION 2. The schedule of fees described in Exhibit "A," Schedule of Utility Fees, attached hereto and incorporated herein, are hereby adopted by the City of St. Augustine.

SECTION 3. Statutorily Authorized Surcharge.

(a) In accordance with the provisions of Section 180.191, Florida Statutes, the City, as a municipality within the State of Florida operating a water or sewer utility outside of the boundaries (City Limits) of the City, hereby adds and assesses a surcharge of twenty-four percent (24%) of the rates, fees, and charges, as set forth herein, charged to the consumers located outside of the municipal boundaries (City Limits) of the City. The City Commission of the City of St. Augustine, hereby amends and reduces said surcharge by one percent (1%) per year for each year beginning October 1, 2016 through and including October 1, 2019 reducing said surcharge to twenty percent (20%).

(b) The City Commission of the City of St. Augustine, hereby amends and resolves no surcharge will be added to capacity flow based connection fees charged to new customers outside of the city limits when the adjusted unit rate (\$/gallons per day) for connection fees become effective.

SECTION 4. Initial Adjustment in Fees, Rates and Charges and Method of Annual Adjustments.


(a) The rates, fees and charges involving base charges and usage fees relating to the utility of the city, as set forth herein, shall be effective October 1, 2015.

(b) The adjusted unit rate (\$/gallons per day) for connection fees shall be effective January 1, 2016 or no less than 90 days upon adoption of this resolution.



(c) The rates, fees and charges involving base charges and usage fees shall be adjusted annually on October 1 of each year, commencing on October 1, 2015 and thereafter through and including October 1, 2019 based upon the rates so established in this resolution, and thereafter by Consumer Price Index as provide by Section 26-55 (f) of the Code of Ordinances of the City of St. Augustine.

SECTION 5. The Resolution shall take effect immediately upon adoption; provided, however, that the effective date of the various rates, fees and charges shall be effective as schedule of fees shall become effective October 1, 2015.

PASSED IN REGULAR SESSION of the City Commission of the City of St. Augustine, Florida this 28<sup>th</sup> day of September, 2015.

  
\_\_\_\_\_  
Nancy Shaver, Mayor-Commissioner

ATTEST:

  
\_\_\_\_\_  
Darlene Galambos, City Clerk



# EXHIBIT "A"

## SCHEDULE OF UTILITY FEES RATE ADJUSTMENT EFFECTIVE OCTOBER 1, 2015

Residential Water Rate Schedule – Inside City						
	Monthly Base Rate (By Fiscal Year)					
Water Availability	Existing	2016	2017	2018	2019	2020
Base Rate, All Meter Sizes	\$17.30	\$11.53	\$12.19	\$12.89	\$14.26	\$14.69
Base Use Allowance	3,000 gal	0 gal	0 gal	0 gal	0 gal	0 gal
	Monthly Consumption Rate Schedule (per gallon used, divided by 1,000)					
Water Flow Consumption Blocks	Existing	2016	2017	2018	2019	2020
Block 1 – 0 to 3,000 gal	\$0.00	\$2.50	\$2.64	\$2.79	\$2.85	\$2.94
Block 2 – 3,001 to 10,000 gal	\$4.82	\$5.31	\$5.63	\$5.83	\$6.37	\$6.56
Block 3 – 10,001 to 20,000 gal	\$4.82	\$6.96	\$7.38	\$7.70	\$8.41	\$8.66
Block 4 – 20,001 to 30,000 gal	\$4.82	\$8.66	\$9.06	\$9.39	\$10.13	\$10.43
Block 5 – Over 30,000 gal	\$4.82	\$10.62	\$11.26	\$11.66	\$12.74	\$13.12
Residential Wastewater Rate Schedule – Inside City						
	Monthly Base Rate (By Fiscal Year)					
Wastewater Availability	Existing	2016	2017	2018	2019	2020
Base Rate, All Meter Sizes	\$23.64	\$11.77	\$12.45	\$13.17	\$14.67	\$15.11
Base Use Allowance	3,000 gal	0 gal	0 gal	0 gal	0 gal	0 gal
	Monthly Consumption Rate Schedule (per gallon used, divided by 1,000)					
	Existing	2016	2017	2018	2019	2020
Block 1 – 0 to 3,000 gal	\$0.00	\$5.56	\$6.14	\$6.47	\$6.69	\$6.89
Block 2 – 3,001 to 10,000 gal ■	\$6.06	\$5.56	\$6.14	\$6.47	\$6.69	\$6.89
Residential Water Rate Schedule – Outside City						
	Monthly Base Rate (By Fiscal Year)					
Water Availability	Existing	2016	2017	2018	2019	2020
Base Rate, All Meter Sizes	\$21.61	\$14.30	\$14.99	\$15.73	\$17.25	\$17.63
Base Use Allowance	3,000 gal	0 gal	0 gal	0 gal	0 gal	0 gal
	Monthly Consumption Rate Schedule (per gallon used, divided by 1,000)					
Water Flow Consumption Blocks	Existing	2016	2017	2018	2019	2020
Block 1 – 0 to 3,000 gal	\$0.00	\$3.10	\$3.25	\$3.40	\$3.45	\$3.53
Block 2 – 3,001 to 10,000 gal	\$6.03	\$6.58	\$6.92	\$7.11	\$7.71	\$7.87
Block 3 – 10,001 to 20,000 gal	\$6.03	\$8.63	\$9.07	\$9.39	\$10.17	\$10.39
Block 4 – 20,001 to 30,000 gal	\$6.03	\$10.73	\$11.15	\$11.45	\$12.26	\$12.52
Block 5 – Over 30,000 gal	\$6.03	\$13.17	\$13.85	\$14.23	\$15.42	\$15.74
Residential Wastewater Rate Schedule – Outside City						
	Monthly Base Rate (By Fiscal Year)					
Wastewater Availability	Existing	2016	2017	2018	2019	2020
Base Rate, All Meter Sizes	\$29.52	\$14.59	\$15.31	\$16.07	\$17.75	\$18.13
Base Use Allowance	3,000 gal	0 gal	0 gal	0 gal	0 gal	0 gal
	Monthly Consumption Rate Schedule (per gallon used, divided by 1,000)					
	Existing	2016	2017	2018	2019	2020
Block 1 – 0 to 3,000 gal	\$0.00	\$6.89	\$7.55	\$7.89	\$8.09	\$8.27
Block 2 – 3,001 to 10,000 gal ■	\$7.56	\$6.89	\$7.55	\$7.89	\$8.09	\$8.27

■ Residential Wastewater Capped at 10,000 gallons

**EXHIBIT "A"**

**SCHEDULE OF UTILITY FEES  
RATE ADJUSTMENT EFFECTIVE OCTOBER 1, 2015**

<b>Commercial/General Use/Multi-Family Water Rate Schedule – Inside City</b>						
	<b>Monthly Base Rate (By Fiscal Year)</b>					
<b>Water Availability</b>	Existing	2016	2017	2018	2019	2020
Base Rate – All Meter Sizes	\$17.30	-----	-----	-----	-----	-----
Base Rate Meter Sizes						
5/8 or 3/4 inch	-----	\$11.53	\$12.19	\$12.89	\$14.26	\$14.69
1-inch	-----	\$11.53	\$16.25	\$21.48	\$23.77	\$24.48
1 ½ inch	-----	\$23.06	\$32.51	\$42.97	\$47.53	\$48.96
2-inch	-----	\$36.90	\$52.01	\$68.75	\$76.05	\$78.33
3-inch	-----	\$69.18	\$97.52	\$128.90	\$142.60	\$146.88
4-inch	-----	\$115.30	\$162.53	\$214.83	\$237.67	\$244.80
6-inch	-----	\$230.60	\$325.07	\$429.67	\$475.33	\$489.59
8-inch	-----	\$368.96	\$520.11	\$687.47	\$760.53	\$783.35
10-inch	-----	\$530.38	\$747.65	\$988.23	\$1,093.27	\$1,126.07
<b>Monthly Consumption Rate Schedule (per gallon used, divided by 1,000)</b>						
<b>Water Flow Consumption Blocks</b>	Existing	2016	2017	2018	2019	2020
Base Use Allowance	3,000 gal	0 gal	0 gal	0 gal	0 gal	0 gal
Block 1 – 0 to 3,000 gal	\$0.00	\$5.31	\$5.63	\$5.83	\$6.37	\$6.56
Block 2 – 3,001 to 10,000 All Usage	\$4.82	\$5.31	\$5.63	\$5.83	\$6.37	\$6.56
<b>Commercial/General Use/Multi-Family Wastewater Rate Schedule – Inside City</b>						
	<b>Monthly Base Rate (By Fiscal Year)</b>					
<b>Sewer Availability</b>	Existing	2016	2017	2018	2019	2020
Base Rate – All Meter Sizes	\$23.64	-----	-----	-----	-----	-----
Base Rate Meter Sizes						
5/8 or 3/4 inch	-----	\$11.77	\$12.45	\$13.17	\$14.67	\$15.11
1-inch	-----	\$13.73	\$16.60	\$21.95	\$24.45	\$25.18
1 ½ inch	-----	\$27.46	\$33.20	\$43.90	\$48.90	\$50.37
2-inch	-----	\$43.94	\$53.12	\$70.24	\$78.24	\$80.59
3-inch	-----	\$82.39	\$99.60	\$131.70	\$146.70	\$151.10
4-inch	-----	\$137.32	\$166.00	\$219.50	\$244.50	\$251.84
6-inch	-----	\$274.63	\$332.00	\$439.00	\$489.00	\$503.67
8-inch	-----	\$439.41	\$531.20	\$702.40	\$782.40	\$805.87
10-inch	-----	\$631.66	\$763.60	\$1,009.70	\$1,124.70	\$1,158.44
<b>Monthly Consumption Rate Schedule (per gallon used, divided by 1,000)</b>						
<b>Sewer Flow Consumption Blocks</b>	Existing	2016	2017	2018	2019	2020
Base Use Allowance	3,000 gal	0 gal	0 gal	0 gal	0 gal	0 gal
Block 1 – 0 to 3,000 gal	\$0.00	\$6.67	\$7.37	\$7.76	\$8.03	\$8.27
Block 2 – 3,001 to 10,000 All Usage	\$6.06	\$6.67	\$7.37	\$7.76	\$8.03	\$8.27



**EXHIBIT "A"**

**SCHEDULE OF UTILITY FEES  
RATE ADJUSTMENT EFFECTIVE OCTOBER 1, 2015**

<b>Commercial/General Use/Multi-Family Water Rate Schedule – Outside City</b>						
	<b>Monthly Base Rate (By Fiscal Year)</b>					
<b>Water Availability</b>	Existing	2016	2017	2018	2019	2020
Base Rate – All Meter Sizes	\$21.61	-----	-----	-----	-----	-----
Base Rate Meter Sizes						
5/8 or 3/4 inch	-----	\$14.30	\$14.99	\$15.73	\$17.25	\$17.63
1-inch	-----	\$14.30	\$19.99	\$26.21	\$28.76	\$29.38
1 ½ inch	-----	\$28.59	\$39.98	\$52.42	\$57.52	\$58.75
2-inch	-----	\$45.75	\$63.97	\$83.87	\$92.02	\$94.00
3-inch	-----	\$85.78	\$119.95	\$157.26	\$172.55	\$176.26
4-inch	-----	\$142.97	\$199.92	\$262.10	\$287.58	\$293.76
6-inch	-----	\$285.94	\$399.83	\$524.19	\$575.15	\$587.51
8-inch	-----	\$457.51	\$639.73	\$838.71	\$920.25	\$940.02
10-inch	-----	\$657.67	\$919.61	\$1,205.64	\$1,322.85	\$1,351.28
	<b>Monthly Consumption Rate Schedule (per gallon used, divided by 1,000)</b>					
<b>Water Flow Consumption Blocks</b>	Existing	2016	2017	2018	2019	2020
Base Use Allowance	3,000 gal	0 gal	0 gal	0 gal	0 gal	0 gal
Block 1 – 0 to 3,000 gal	\$0.00	\$6.58	\$6.92	\$7.11	\$7.71	\$7.87
Block 2 – 3,001 to 10,000 All Usage	\$6.03	\$6.58	\$6.92	\$7.11	\$7.71	\$7.87

<b>Commercial/General Use/Multi-Family Wastewater Rate Schedule – Outside City</b>						
	<b>Monthly Base Rate (By Fiscal Year)</b>					
<b>Sewer Availability</b>	Existing	2016	2017	2018	2019	2020
Base Rate – All Meter Sizes	\$29.52	-----	-----	-----	-----	-----
Base Rate Meter Sizes						
5/8 or 3/4 inch	-----	\$14.59	\$15.31	\$16.07	\$17.75	\$18.13
1-inch	-----	\$17.03	\$20.42	\$26.78	\$29.58	\$30.22
1 ½ inch	-----	\$34.05	\$40.84	\$53.56	\$59.17	\$60.44
2-inch	-----	\$54.49	\$65.34	\$85.69	\$94.67	\$96.71
3-inch	-----	\$102.16	\$122.51	\$160.67	\$177.51	\$181.32
4-inch	-----	\$170.27	\$204.18	\$267.79	\$295.85	\$302.21
6-inch	-----	\$340.55	\$408.36	\$535.58	\$591.69	\$604.40
8-inch	-----	\$544.87	\$653.38	\$856.93	\$946.70	\$967.04
10-inch	-----	\$783.25	\$939.23	\$1,231.83	\$1,360.89	\$1,390.13
	<b>Monthly Consumption Rate Schedule (per gallon used, divided by 1,000)</b>					
<b>Sewer Flow Consumption Blocks</b>	Existing	2016	2017	2018	2019	2020
Base Use Allowance	3,000 gal	0 gal	0 gal	0 gal	0 gal	0 gal
Block 1 – 0 to 3,000 gal	\$0.00	\$8.27	\$9.06	\$9.47	\$9.71	\$9.92
Block 2 – 3,001 to 10,000 All Usage	\$7.56	\$8.27	\$9.06	\$9.47	\$9.71	\$9.92

## EXHIBIT "A"

**SCHEDULE OF UTILITY FEES**  
**RATE ADJUSTMENT EFFECTIVE OCTOBER 1, 2015**

<b>Fire Hydrants</b>		
<b>Water Only – Minimum Charge per Hydrant</b>	<b>Inside City</b>	<b>Outside City</b>
Private Fire Hydrants	\$7.05	\$8.74

<b>Backflow Preventers</b>	<b>\$/Month/Device</b>
Monthly Surcharge (CCEC) per device	\$1.75

<b>Deposits</b>	
Residential Service	\$125.00
Hydrant Meter	\$220.00

<b>Service Charges</b>	
Monthly Service Charge for accounts that are temporarily disconnected	\$4.94
Turn on water	\$20.00
Turn off water	\$10.00
Install and Remove Hydrant Meter (paid in advance)	\$30.00
Commercial accounts on the turn off list for non-payment	\$10.00
Meter re-read at customer's request:	
If <u>no</u> reading error is disclosed	\$10.00
If reading error <u>is</u> disclosed	No Charge
Test of meter accuracy at customer's request:	
If meter two (2) inches or smaller is found to be producing <u>no</u> customer overcharge	\$100.00
If meter larger than two (2) inches is found to be producing <u>no</u> customer overcharge	\$200.00
If any meter <u>is</u> found to be producing a customer overcharge	No Charge
Meter tampering	\$50.00 plus costs of repair
Any service call outside of normal working hours	\$75.00
Plugging, disconnecting or illegally connecting sewer service	\$100.00
Fire hydrant flow test	\$100.00



# EXHIBIT "A"

## SCHEDULE OF UTILITY FEES RATE ADJUSTMENT EFFECTIVE OCTOBER 1, 2015

<i>Water Services – Tap and Meter – by Utility</i>	<b>Inside City</b>	<b>Outside City</b>
3/4"	\$600.00	\$744.00
1"	\$900.00	\$1,116.00
2"	\$3,000.00	\$3,720.00
Extensions and special installations	Actual (*)	Actual (*)

<i>Water Services – Meter Only – by Utility</i>	<b>Inside City</b>	<b>Outside City</b>
3/4"	\$350.00	\$434.00
1"	\$475.00	\$589.00
2"	\$1,200.00	\$1,488.00
3" (**)	Actual (*)	Actual (*)
4" or larger	Actual (*)	Actual (*)

<i>Water Services – by Contractor</i>	<b>Inside City</b>	<b>Outside City</b>
3/4" (Tap Fee)	\$100.00	\$124.00
1" (Tap Fee)	\$200.00	\$248.00
2" (Tap Fee)	\$300.00	\$372.00
3" (**) (Tap Fee)	\$500.00	\$620.00
4" (Tap Fee)	\$625.00	\$775.00
6" (Tap Fee)	\$780.00	\$967.20
8" or larger (Tap Fee)	\$975.00	\$1,209.00

<i>Sewer Taps with Cleanouts or Valves – by Utility</i>	<b>Inside City</b>	<b>Outside City</b>
Gravity tap (Existing Lateral)	\$300.00	\$372.00
Gravity tap (Install shallow lateral – less than 5 feet deep)	\$1,000.00	\$1,240.00
Gravity tap (Install deep lateral – greater than 5 feet deep)	\$1,500.00	\$1,860.00
Gravity service (Extensions and special installations)	Actual (*)	Actual (*)
2" Force Main tap	\$1,500.00	\$1,860.00

<i>Sewer Taps with Cleanouts or Valves – by Contractor</i>	<b>Inside City</b>	<b>Outside City</b>
Gravity tap	\$300.00	\$372.00
Force Main tap	\$500.00	\$620.00

\* Actual In-House (Parts and Labor), plus any required Consultant or Contractor Costs, plus 25%.

\*\* 3" Taps on City Mains are prohibited. 3" Meters and Backflow Devices are allowed. Customer may choose to install 4" Tap, then reduce to 3" Meter or 3" Backflow Device.

**EXHIBIT "A"**

**SCHEDULE OF UTILITY FEES  
RATE ADJUSTMENT EFFECTIVE OCTOBER 1, 2015**

<b>Inspection Fees for Work by Contractor</b>	<b>Inside City</b>	<b>Outside City</b>
Per each water main tap/connection/meter box, or each sewer main tap/connection, installed by the developer	\$220.00	\$272.80
Per each fire hydrant or fire protection water service, installed by the developer	\$220.00	\$272.80
Per each sewer manhole, installed by the developer	\$220.00	\$272.80
Per each pump station, installed by the developer	\$750.00	\$930.00
Per 500 feet (or fraction thereof) of new water main or new sewer main constructed by the developer	\$220.00	\$272.80

<b>Right-of-Way Restoration Fees for Work by Utility</b>	<b>Inside City</b>	<b>Outside City</b>
Per tap or service installed by the Utility (no road cut required)	\$460.00	\$570.40
Per tap or service installed by the Utility (open road cut required, or jack & bore, or directional drill)	\$920.00	\$1,140.80
Per 100 feet (or fraction thereof) of utility extension installed by the Utility	\$460.00	\$570.40

<b>Miscellaneous</b>	<b>Inside City</b>	<b>Outside City</b>
Fee for Utility to reset, repair or replace damaged facilities or equipment	Actual (*)	Actual (*)
Other Agency Permits, as required, obtained by Utility	\$250.00	\$250.00

<b>Flow Based Fees***</b>	<b>Current</b>		<b>Effective January 1, 2016</b>	
	<b>Inside City</b>	<b>Outside City</b>	<b>Service Area-wide</b>	
<b>Per GPD (gallons per day) of Flow based on Listed Uses in City Code Chapter 26</b>	<b>\$/GPD</b>		<b>\$/GPD</b>	<b>Fee for 1 Residential ERC (Equivalent Residential Connection)</b>
<b>Water</b>	\$5.10	\$6.38	\$7.44	\$2,232.00
<b>Sewer</b>	\$6.69	\$8.36	\$7.94	\$1,667.00

<b>Northwest Area Forcemain Surcharge***</b>	<b>Current</b>		<b>Effective January 1, 2016</b>
	<b>Inside City</b>	<b>Outside City</b>	
<b>Per GPD (gallons per day) of Flow based on Listed Uses in City Code Chapter 26</b>	<b>\$/GPD</b>		<b>\$/GPD</b>
<b>Sewer</b>	\$4.87	\$6.09	\$4.87

\*\*\* No Outside City surcharge on Flow Based Fees effective January 1, 2016.



# THE ST. AUGUSTINE RECORD

CITY OF ST AUGUSTINE  
PO Box 210  
SAINT AUGUSTINE FL 32085

Ref.#: L2431-15  
P.O.#: HG 9-10

PUBLISHED EVERY MORNING SUNDAY THRU SATURDAY  
ST. AUGUSTINE AND ST. JOHNS COUNTY, FLORIDA

STATE OF FLORIDA,  
COUNTY OF ST. JOHNS

Before the undersigned authority personally appeared **NICOLE CORRIVEAU**

who on oath says that he/she is an Employee of the St. Augustine Record,

a daily newspaper published at St. Augustine in St. Johns County, Florida:

that the attached copy of advertisement being a **NOTICE OF HEARING**

In the matter of **RESOLUTION 2015-28 - HEARING SEPTEMBER 10, 2015**

was published in said newspaper on **09/03/2015**

Affiant further says that the St. Augustine Record is a newspaper published at St. Augustine, in said St. Johns County, Florida, and that the said newspaper heretofore has been continuously published in said St. Johns County, Florida, each day and has been entered as second class mail matter at the post office in the City of St. Augustine, in said St. Johns County, for a period of one year preceding the first publication of the copy of advertisement; and affiant further says that he/she has neither paid nor promised any person, firm or corporation any discount, rebate, commission or refund for the purpose of securing the advertisement for publication in the said newspaper.

Sworn to and subscribed before me this \_\_\_\_\_ day of SEP 03 2015

by Trish Cornean who is personally known to me  
or who has produced as identification



(Signature of Notary Public)



(Seal)

**SHAWNE' H ORDONEZ**  
MY COMMISSION # EE212989  
EXPIRES July 01, 2016



## NOTICE OF PROPOSED ENACTMENT OF RESOLUTION 2015-28 BY THE CITY OF ST. AUGUSTINE, FLORIDA

NOTICE IS HEREBY GIVEN OF A PUBLIC HEARING TO BE HELD BY THE CITY COMMISSION OF THE CITY OF ST. AUGUSTINE CONCERNING FIRST READING OF RESOLUTION 2015-28. THE PUBLIC HEARING WILL BE HELD DURING THE SPECIAL CITY COMMISSION MEETING ON THURSDAY, SEPTEMBER 10, 2015, BEGINNING AT 5:05 P.M., IN THE ALCAZAR ROOM, 1ST FLOOR, WEST WING, CITY HALL, 75 KING STREET, ST. AUGUSTINE, FLORIDA. PUBLIC COMMENTS ARE INVITED ON THE FOLLOWING MATTER:

**RESOLUTION 2015-28**  
**A RESOLUTION OF THE CITY COMMISSION OF THE CITY OF ST. AUGUSTINE, FLORIDA MADE PURSUANT TO THE AUTHORITY OF CHAPTER 26, ARTICLE III OF THE CODE OF THE CITY OF ST. AUGUSTINE; PROVIDING FOR AND ADOPTING A SCHEDULE OF UTILITY CONNECTION CHARGES, WATER AND SEWER RATES AND MISCELLANEOUS FEES; AND PROVIDING FOR AN EFFECTIVE DATE.**

Related documents may be inspected by the public at the office of the City Clerk, City Hall, Lobby B, 2nd Floor, 75 King Street, St. Augustine, FL 32084, during the hours of 8:00 A.M. and 5:00 P.M. except weekends and holidays. In accordance with Florida Statute 286.0105; "If any person decides to appeal any decision made by the City Commission with respect to any matter considered at this scheduled meeting or hearing, the person will need a record of the proceedings, and for such purpose the person may need to ensure that a verbatim record of the proceedings is made, which record includes the testimony and evidence upon which the appeal is to be based." In accordance with the Americans with Disabilities Act, persons needing a special accommodation to participate in this proceeding should contact the individual or agency sending notice not later than seven days prior to the proceeding at the address given on notice. Telephone: City Clerk (904)825-1007; or 1-800-955-8771 (TDD) or 1-800-955-8770 (V), via Florida Relay Service.

L2431-15 Sep 3, 2-15

# THE ST. AUGUSTINE RECORD

CITY OF ST AUGUSTINE  
PO Box 210  
SAINT AUGUSTINE FL 32085

Ref.#: L2615-15  
P.O.#: HG 9-28

PUBLISHED EVERY MORNING SUNDAY THRU SATURDAY  
ST. AUGUSTINE AND ST. JOHNS COUNTY, FLORIDA

STATE OF FLORIDA,  
COUNTY OF ST. JOHNS

Before the undersigned authority personally appeared **NICOLE CORRIVEAU**

who on oath says that he/she is an Employee of the St. Augustine Record,

a daily newspaper published at St. Augustine in St. Johns County, Florida:

that the attached copy of advertisement being a **NOTICE OF HEARING**


In the matter of **RESOLUTION 2015-28 - HEARING SEPTEMBER 28, 2015**

was published in said newspaper on **09/21/2015**

Affiant further says that the St. Augustine Record is a newspaper published at St. Augustine, in said St. Johns County, Florida, and that the said newspaper heretofore has been continuously published in said St. Johns County, Florida, each day and has been entered as second class mail matter at the post office in the City of St. Augustine, in said St. Johns County, for a period of one year preceding the first publication of the copy of advertisement; and affiant further says that he/she has neither paid nor promised any person, firm or corporation any discount, rebate, commission or refund for the purpose of securing the advertisement for publication in the said newspaper.

Sworn to and subscribed before me this \_\_\_\_\_ day of SEP 21 2015  
by Tiffany M. Lane who is personally known to me  
or who has produced as identification

Tiffany M. Lane  
(Signature of Notary Public)



**NOTICE OF PROPOSED ENACTMENT OF  
RESOLUTION 2015-28  
BY THE CITY OF ST. AUGUSTINE, FLORIDA**

NOTICE IS HEREBY GIVEN OF A PUBLIC HEARING TO BE HELD BY THE CITY COMMISSION OF THE CITY OF ST. AUGUSTINE CONCERNING SECOND READING OF RESOLUTION 2015-28. THE PUBLIC HEARING WILL BE HELD DURING THE SPECIAL CITY COMMISSION MEETING ON **MONDAY, SEPTEMBER 28, 2015, BEGINNING AT 5:05 P.M.**, IN THE ALCAZAR ROOM, 1ST FLOOR, WEST WING, CITY HALL, 75 KING STREET, ST. AUGUSTINE, FLORIDA. PUBLIC COMMENTS ARE INVITED ON THE FOLLOWING MATTER:

**RESOLUTION 2015-28**  
**A RESOLUTION OF THE CITY COMMISSION OF THE CITY OF ST. AUGUSTINE, FLORIDA MADE PURSUANT TO THE AUTHORITY OF CHAPTER 26, ARTICLE III OF THE CODE OF THE CITY OF ST. AUGUSTINE; PROVIDING FOR AND ADOPTING A SCHEDULE OF UTILITY CONNECTION CHARGES, WATER AND SEWER RATES AND MISCELLANEOUS FEES; AND PROVIDING FOR AN EFFECTIVE DATE.**

Related documents may be inspected by the public at the office of the City Clerk, City Hall, Lobby B, 2nd Floor, 75 King Street, St. Augustine, FL 32084, during the hours of 8:00 A.M. and 5:00 P.M. except weekends and holidays. In accordance with Florida Statute 286.0105, "If any person decides to appeal any decision made by the City Commission with respect to any matter considered at this scheduled meeting or hearing, the person will need a record of the proceedings, and for such purpose the person may need to ensure that a verbatim record of the proceedings is made, which record includes the testimony and evidence upon which the appeal is to be based." In accordance with the Americans with Disabilities Act, persons needing a special accommodation to participate in this proceeding should contact the individual or agency sending notice not later than seven days prior to the proceeding at the address given on notice. Telephone: City Clerk (904)825-1007; or 1-800-955-8771 (TDD) or 1-800-955-8770 (V), via Florida Relay Service.

L2615-15 Sep 21, 2015



CITY OF ST. AUGUSTINE, FLORIDA

DATE: September 16, 2015

TO: Karen Brannon, St. Augustine Record,  
[legal@staugustinerecord.com](mailto:legal@staugustinerecord.com)

RE: Legal Ad for **MONDAY, SEPTEMBER 21, 2015**

Please place the following advertisement in the legal section, under Notice of Hearings on **MONDAY, SEPTEMBER 21, 2015**, using double column width and the City Crest, and bill the Purchasing Division, City of St. Augustine, PO Box 210, St. Augustine, FL 32085-0210.



\*\*\*\*\*



**NOTICE OF PROPOSED ENACTMENT OF RESOLUTION 2015-28  
BY THE CITY OF ST. AUGUSTINE, FLORIDA**

NOTICE IS HEREBY GIVEN OF A PUBLIC HEARING TO BE HELD BY THE CITY COMMISSION OF THE CITY OF ST. AUGUSTINE CONCERNING SECOND READING OF RESOLUTION 2015-28. THE PUBLIC HEARING WILL BE HELD DURING THE SPECIAL CITY COMMISSION MEETING ON **MONDAY, SEPTEMBER 28, 2015**, BEGINNING AT 5:05 P.M., IN THE ALCAZAR ROOM, 1ST FLOOR, WEST WING, CITY HALL, 75 KING STREET, ST. AUGUSTINE, FLORIDA. PUBLIC COMMENTS ARE INVITED ON THE FOLLOWING MATTER:

**RESOLUTION 2015-28**

**A RESOLUTION OF THE CITY COMMISSION OF THE CITY OF ST. AUGUSTINE, FLORIDA MADE PURSUANT TO THE AUTHORITY OF CHAPTER 26, ARTICLE III OF THE CODE OF THE CITY OF ST. AUGUSTINE; PROVIDING FOR AND ADOPTING A SCHEDULE OF UTILITY CONNECTION CHARGES, WATER AND SEWER RATES AND MISCELLANEOUS FEES; AND PROVIDING FOR AN EFFECTIVE DATE.**

Related documents may be inspected by the public at the office of the City Clerk, City Hall, Lobby B, 2<sup>nd</sup> Floor, 75 King Street, St. Augustine, FL 32084, during the hours of 8:00 A.M. and 5:00 P.M. except weekends and holidays. *In accordance with Florida Statute 286.0105; "If any person decides to appeal any decision made by the City Commission with respect to any matter considered at this scheduled meeting or hearing, the person will need a record of the proceedings, and for such purpose the person may need to ensure that a verbatim record of the proceedings is made, which record includes the testimony and evidence upon which the appeal is to be based."* *In accordance with the Americans with Disabilities Act, persons needing a special accommodation to participate in this proceeding should contact the individual or agency sending notice not later than seven days prior to the proceeding at the address given on notice. Telephone: City Clerk (904)825-1007; or 1-800-955-8771 (TDD) or 1-800-955-8770 (V), via Florida Relay Service.*

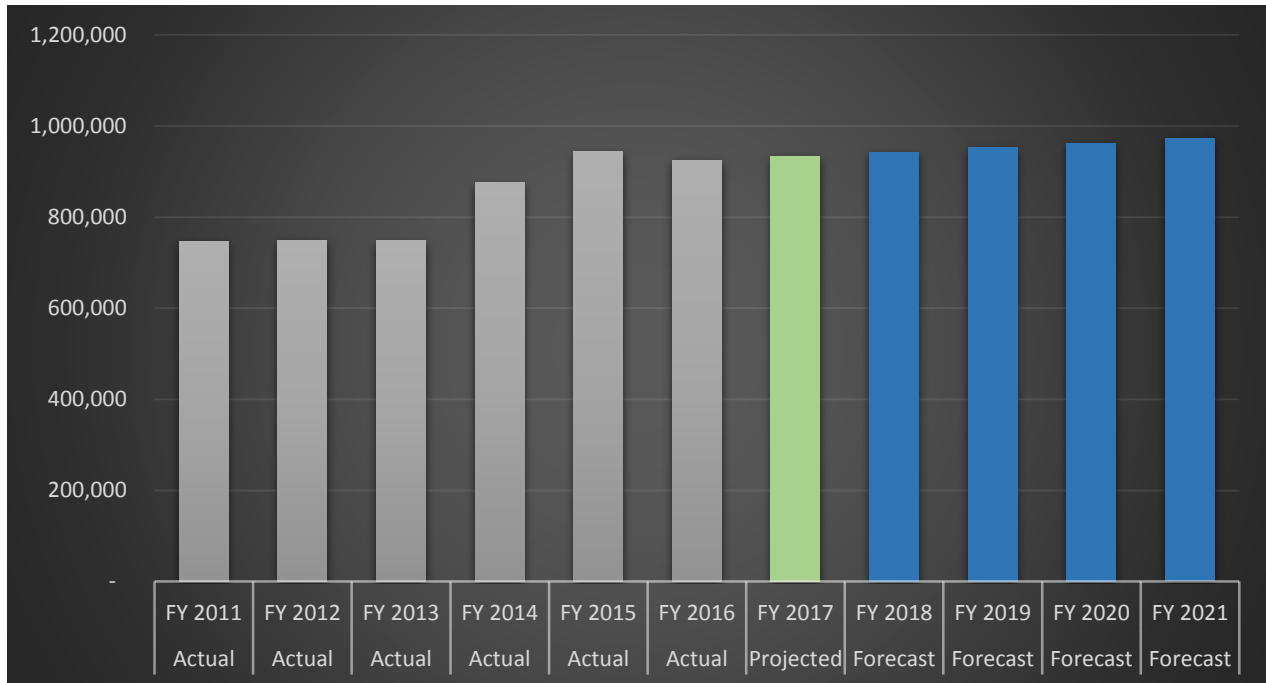
Xc: J. Regan, City Manager, T. Burchfield, Asst. City Manager I Lopez, City Attorney,  
M. Litzinger, Comptroller T. Gehlbach, Purchasing, charge 001.51220.53490

**This Page Intentionally Left Blank**

# STORMWATER CHARGES

## Description:

This revenue source includes storm water fees assessed to residents inside City limits on their utility bills.



## Legal Authority:

City of St. Augustine Code Section 29-5

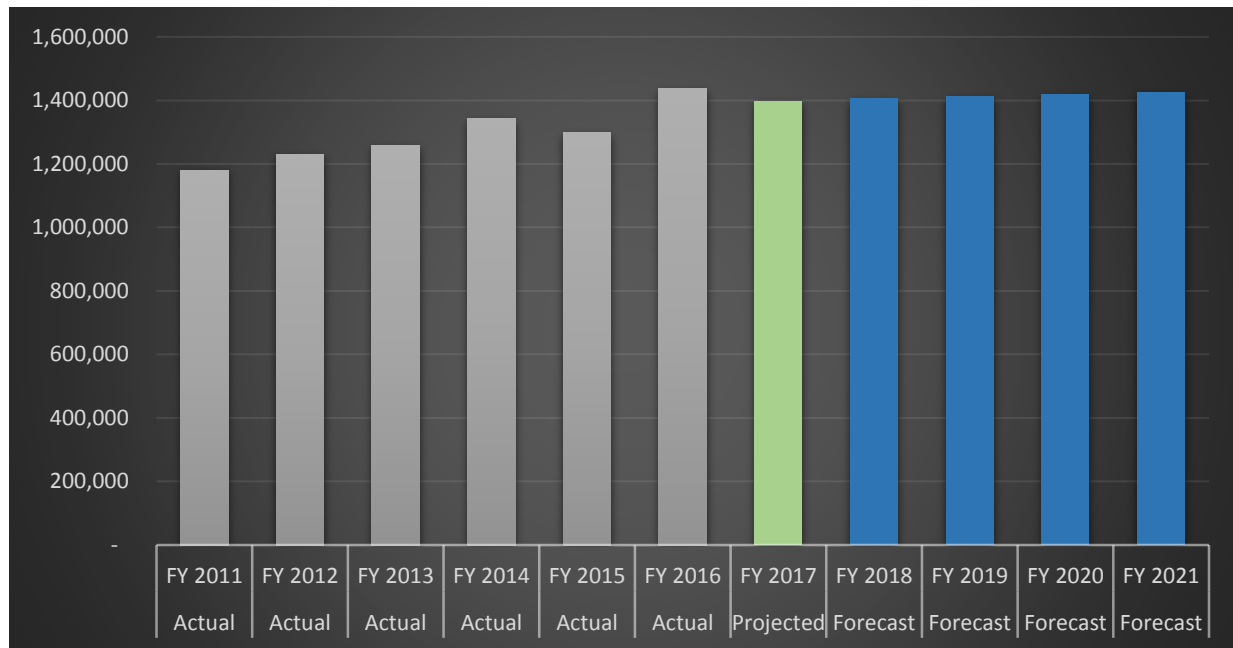
## Fiscal Capacity:

The methodology and rate structure was approved by the Commission in FY 2014 and includes an increase or decrease based on the annual Consumer Price Index (CPI). Commission approval would be required to increase the fee schedule, but staff is recommending an increase based on the current year's CPI. Discussion at a later date will be necessary if the City's Lake Maria Sanchez project is selected for Hazard Mitigation Grant funding. The City's required match may require a rate increase as recommended in the Stormwater Masterplan. Additional time and analysis is required and will be brought to the Commission at a later date.

# RESIDENTIAL COLLECTION FEES

## Description:

This revenue source includes fees for trash and recycling collection assessed to residents for services inside the St. Augustine City limits.



## Legal Authority:

City of St. Augustine Code Chapter 30, Section 30-10

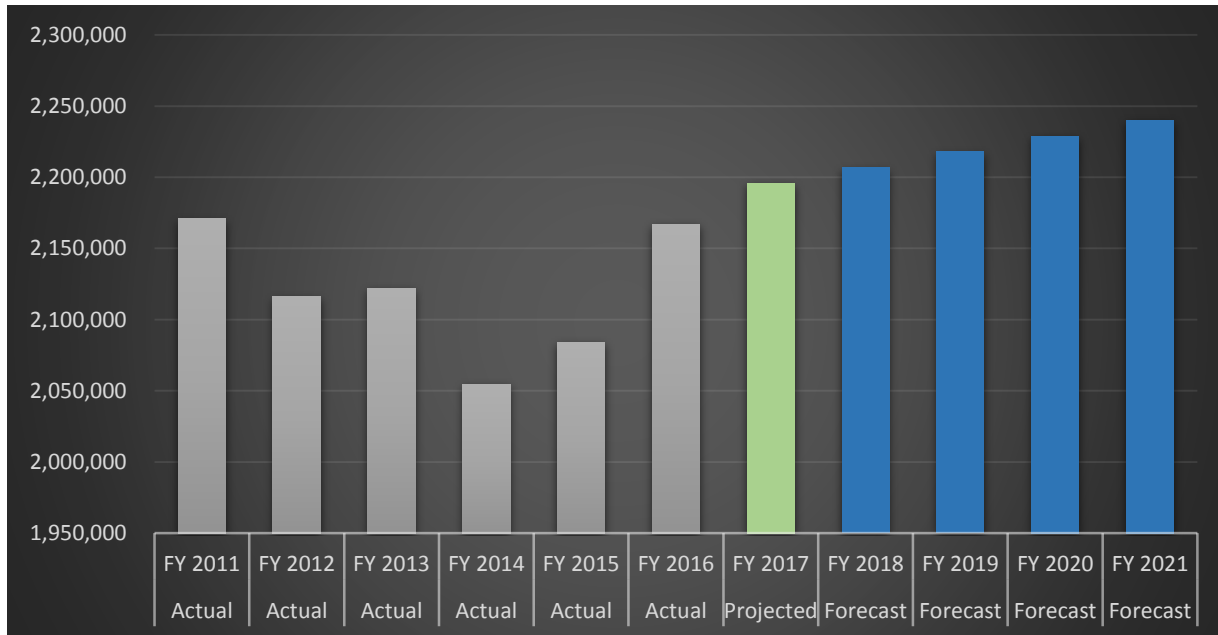
## Fiscal Capacity:

St. Augustine can increase revenue for the sanitation fund by increasing the monthly service fee for single and multifamily residents. Due to anticipated increases in recycling and tipping fees, the City is in the process of analyzing the need for a potential rate increase. If a rate increase is determined to be necessary, we will come back to you at a later date as Commission approval is required to increase the fee schedule.

# COMMERCIAL COLLECTION FEES

## Description:

This revenue source includes fees for trash and recycling collection assessed to businesses for services inside the St. Augustine City limits.



## Legal Authority:

City of St. Augustine Code Chapter 30, Section 30-10

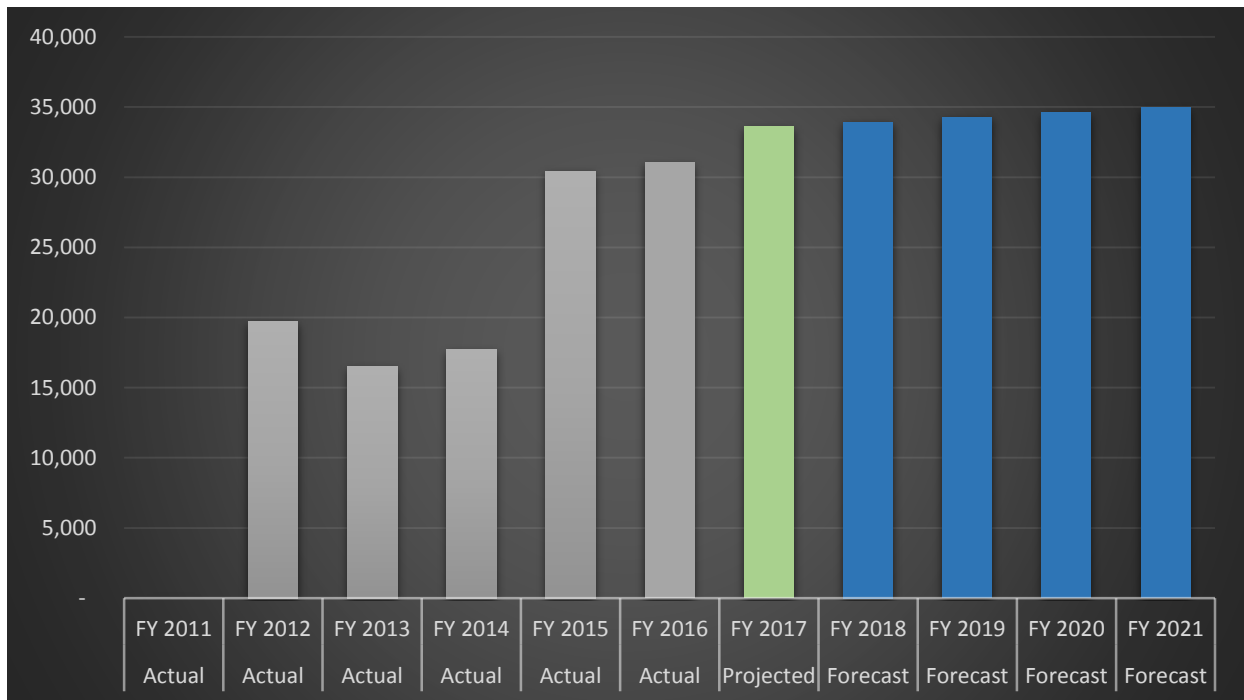
## Fiscal Capacity:

St. Augustine can increase revenue for the sanitation fund by increasing the monthly service fee for commercial accounts. Due to anticipated increases in recycling and tipping fees, the City is in the process of analyzing the need for a potential rate increase. If a rate increase is determined to be necessary, we will come back to you at a later date as Commission approval is required to increase the fee schedule.

# PRIVATE COLLECTOR FRANCHISE FEES

## Description:

This revenue source is derived as franchise fees paid by private, St. Augustine-licensed, haulers to the City based on their gross receipts.



## Legal Authority:

City of St. Augustine Code Article 30, Section 30-14

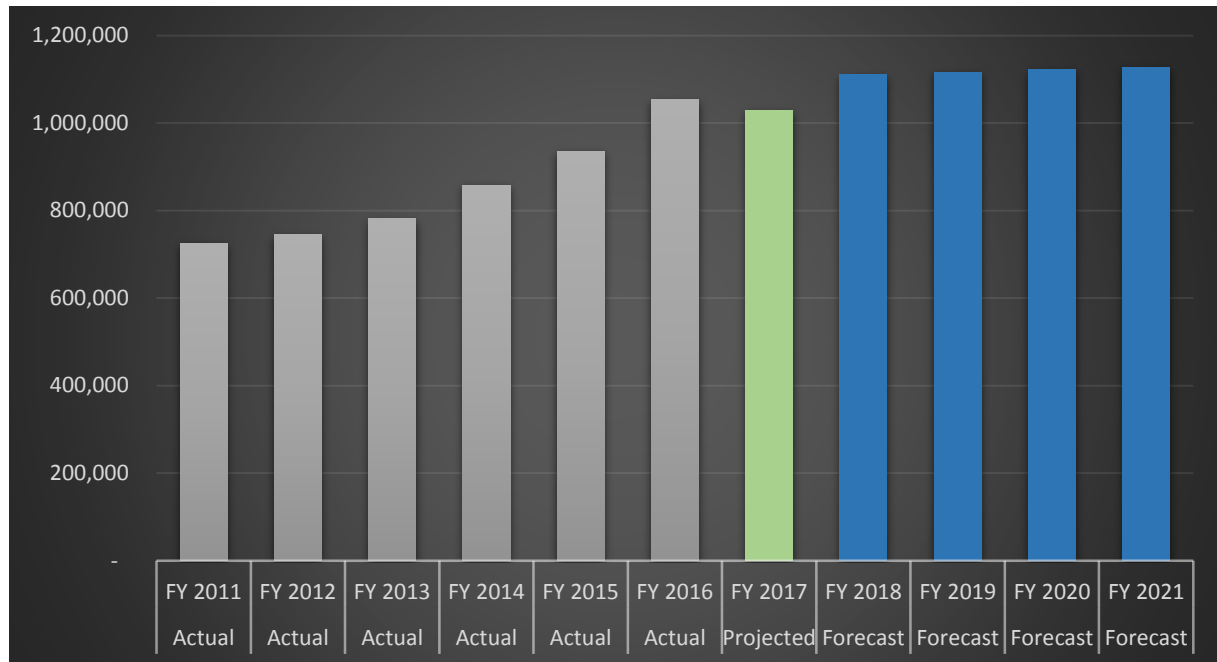
## Fiscal Capacity:

St. Augustine can increase revenue for the sanitation fund by increasing the franchise fee. The current fee is ten (10) percent of the franchisee's gross revenue collected for collections along with a franchise fee and an annual fee per vehicle. Commission approval would be required to increase the fee schedule.

# MARINA DOCKAGE & MOORING FIELD

## Description:

This revenue source consists of user fees from long-term and transient use of the Municipal Marina docks and mooring fields.



## Legal Authority:

Home Rule Authority, Florida Constitution Article VIII, 5.2, Florida Statute 166.021

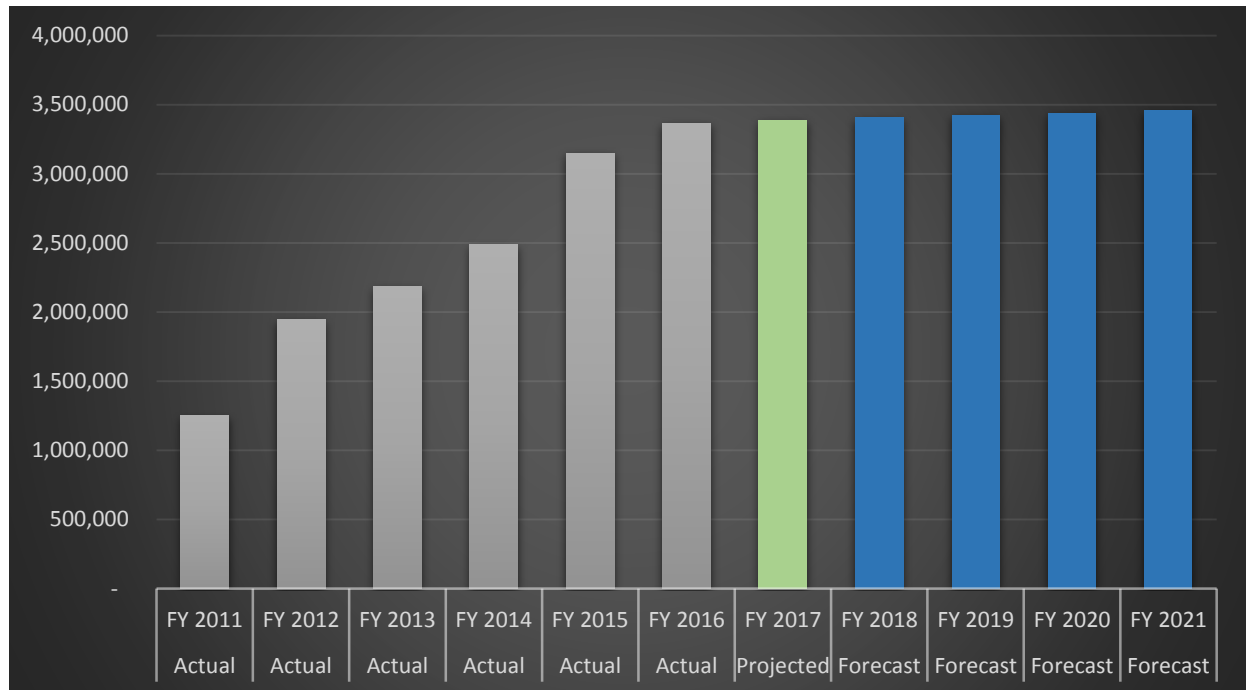
## Fiscal Capacity:

St. Augustine could increase this revenue source by increasing dockage and/or mooring field rates. An increase in dockage rates was approved in FY 2017. Commission approval would be required to increase the fee schedule by any additional amount. Staff is not recommending any additional increase in dockage or mooring field rates.

## VIC GARAGE PARKING FEES

### Description:

This revenue source consists of user fees from parking passes, transient parking fees and ParkNow card usage in the Parking Garage.



### Legal Authority:

City of St. Augustine Code Chapter 24, Article II, Division II

Home Rule Authority, Florida Constitution Article VIII, 5.2, Florida Statute 166.021

### Fiscal Capacity:

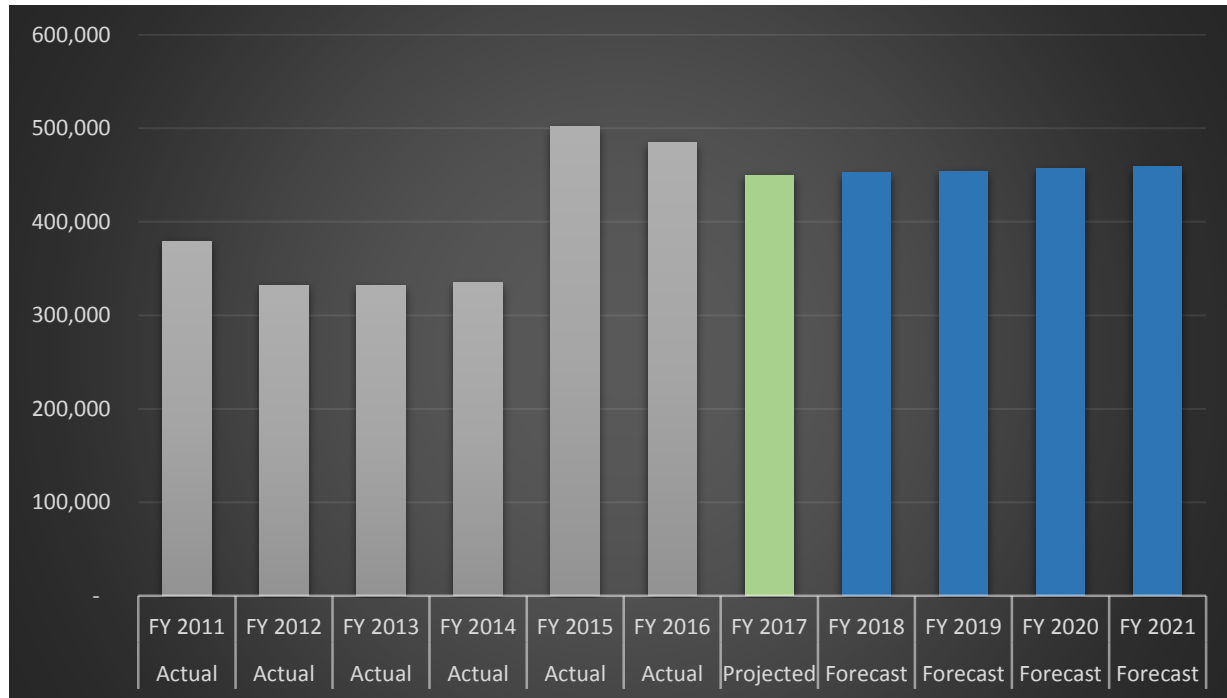
St. Augustine could increase this revenue source by increasing garage fees or the hours of operation of the garage. Commission approval would be required to increase the fee schedule. The current parking study will be reviewing the advantages to mobility by increasing garage fees and/or garage operating hours.



# VIC GIFT SHOP SALES

## Description:

This revenue source consists of retail sales at the Visitor Information Center Gift Shop.



## Legal Authority:

Home Rule Authority, Florida Constitution Article VIII, 5.2, Florida Statute 166.021

## Fiscal Capacity:

St. Augustine could increase this revenue source by increasing the quantity or price of items currently carried in the gift shop. Increases in the cost of goods sold would also be expected with any changes to items sold in the gift shop.