

EST. 1565

STAUGUSTINE™

— FIND YOURSELF IN OUR PAST —

*City of St. Augustine
Budget Presentation
2014-2015*

Presentation Overview

- Recap of 2013-2014
- Snap Shot of the City
- Proposed New Positions
- Budget Highlights by Fund
 - General Fund
 - St. Augustine 450th Commemoration
 - Visitor Information Center Fund
 - Community Redevelopment Agency Fund (CRA)
 - Historic Area CRA
 - Lincolnville CRA
 - Municipal Marina Fund
 - Utility Fund
 - Stormwater Fund
 - Solid Waste Fund
- Capital Improvement Plan
- Strategic Action Plan Items and Related Programs
- Commission Discussion

FY 2013-2014 Snap Shot	
Revenues	\$44,302,781
Expenditures	\$43,494,762
Addition to Reserves	\$808,019
Current Reserve Balance (all funds)	\$21,071,528
Outstanding Debt	\$66,640,000
Bond Rating (Capital Improvement)	Aa3, A+, A+
Bond Rating (Water & Sewer)	A+, A1
Employees	318

Proposed New Positions (13 FTEs)

General Fund:

- Senior Planner
- Mobility Coordinator
- 2 Police Officers
- Construction Inspector
- Streets and Grounds Worker
- Painter's Assistant
- Paving Program Coordinator (Part-time)

Utility Fund:

- Meter Reader
- PCM Clerk
- Transmission & Distribution Foreman
- Transmission & Distribution Worker

Solid Waste:

- Recycling Equipment Operator

Visitor Information Center:

- Visitor Information Center Worker (Part-time)

General Fund Highlights

	2013-14 BUDGET	2013-14 PROJECTED	2014-15 PROPOSED BUDGET
TOTAL REVENUES	\$ 26,281,224	\$ 26,061,848	\$ 25,715,687
TOTAL EXPENDITURES	\$ 26,281,224	\$ 25,874,288	\$ 25,715,687
SURPLUS/(DEFICIT)	\$0	\$187,560	\$ 0

General Fund

- Taxable Value Increased by \$54.6 million, of which \$12.8 was new construction, additions and rehabilitations.
- All State Revenue Projections show modest increases.
- Revenue from Building Activity is expected to increase.
- Street paving funding increased by \$650,000
 - 5.6 miles of paving proposed
 - Pavement Management Assessment Plan (Paving Program Coordinator (Part-time))
- Professional Services for City Ordinances and Entry Corridor Guidelines Evaluation
- Reinstitution of Neighborhood Grant Program
- Website Redevelopment and Expansion of Social Media Services
- Implementation of Customer Oriented Land and Permit Tracking System

General Fund

Recommendations:

- Millage remains at 7.5 (0.1 of a mill equals \$117,000)
- Sightseeing Vehicle Franchise Fee Increase from 3% to 3.5%
 - Additional \$40,000 in revenue
- Parking Ticket Fee Increase of \$10.00 for both Meter Fines and Illegal Parking
 - Additional \$55,000 in revenue
- Permit Fees for Development Review
 - Additional \$134,000 in revenue

St. Augustine 450th Commemoration Event Detail

	2013-14 BUDGET	2013-14 PROJECTED	2014-15 PROPOSED BUDGET
TOTAL REVENUES	\$ 578,470	\$ 587,583	\$ 938,000
TOTAL EXPENDITURES	\$ 578,470	\$ 577,639	\$ 938,000
SURPLUS/(DEFICIT)	\$0	\$ 9,994	\$0

- In Addition to Annual \$338,000 transfer, \$450,000 will also be transferred from the Visitor Information Center Fund Parking Revenue



2015 SIGNATURE EVENTS

St. Augustine 450th Commemoration



JOURNEY



2014

50th Anniversary of the Civil Rights Act



2014

50th Anniversary of the Civil Rights Act



THE FIRST CITY THROUGH THE EYES OF MASTERS

November 15, 2014 to January 12, 2015



THE FIRST CITY THROUGH THE EYES OF MASTERS

Then & Now



Photo by Perry Knotts

TAPESTRY: THE CULTURAL THREADS OF FIRST AMERICA

April 4 to October 4, 2015



CELEBRATE



CELEBRATE 450!

September 4 to 12, 2015



Photo by Stacey Sather

CELEBRATE 450!

Fireworks





Photo by Jackie Hird

CELEBRATE 450!

Commemorative Re-enactment & Procession





CELEBRATE 450!

Commemorative Mass



CELEBRATE 450!

Royal Visit – King & Queen of Spain



U.S. Spain Council

September 2015



Photo by Stacey Sather

El Galeón

Throughout 2015



Photo by Jackie Hird

Discover First America! Adventure Program

Fall 2015

Visitor Information Center Fund Highlights

	2013-14 BUDGET	2013-14 PROJECTED	2014-15 PROPOSED BUDGET
TOTAL REVENUES	\$ 3,255,715	\$ 3,474,597	\$ 3,974,712
TOTAL EXPENDITURES	\$ 3,255,715	\$ 3,306,083	\$ 3,974,712
SURPLUS/(DEFICIT)	\$0	\$168,514	\$0

- Proposed Increase in Parking Fees from \$10.00 Flat Rate to \$12.00 Flat Rate
- ParkNow Rate Remains \$3.00

Historic Area Community Redevelopment Fund Highlights

	2013-14 BUDGET	2013-14 PROJECTED	2014-15 PROPOSED BUDGET
TOTAL REVENUES	\$ 492,515	\$ 490,265	\$ 499,799
TOTAL EXPENDITURES	\$ 492,515	\$ 490,265	\$ 499,799
SURPLUS/(DEFICIT)	\$ -	\$ -	\$ 0

- Anticipate Material Tax Increase due to Sale of San Sebastian Property

Lincolnville Community Redevelopment Fund Highlights

	2013-14 BUDGET	2013-14 PROJECTED	2014-15 PROPOSED BUDGET
TOTAL REVENUES	\$ 33,610	\$ 29,728	\$ 113,716
TOTAL EXPENDITURES	\$ 33,610	\$ 29,728	\$ 113,716
SURPLUS/(DEFICIT)	\$0	\$0	\$0

- Established 5-member Steering Committee
- Submitted First Budget to City Commission

Marina Fund Highlights

	2013-14 BUDGET	2013-14 PROJECTED	2014-15 PROPOSED BUDGET
TOTAL REVENUES	\$ 2,950,934	\$ 2,615,269	\$ 2,702,789
TOTAL EXPENDITURES	\$ 2,950,934	\$ 2,629,872	\$ 2,702,789
SURPLUS/(DEFICIT)	\$0	(\$14,603)	\$0

Municipal Marina Fund

- Continued Relationship with El Galeon and Nao Victoria
- Signed 25 year agreement with San Pelayo
- Extended Pilot Program with the State through 2017
- Continuation of Bayfront Connectivity

Utility Fund Highlights

	2013-14 BUDGET	2013-14 PROJECTED	2014-15 PROPOSED BUDGET
TOTAL REVENUES	\$ 14,172,824	\$ 14,159,720	\$ 17,170,979
TOTAL EXPENDITURES	\$ 14,172,824	\$ 13,779,659	\$ 17,170,979
SURPLUS/(DEFICIT)	\$ 0	\$ 380,061	\$ 0

- CPI Increase of 1.3% for Water and Sewer Rates
- Minimum Inside City Water Bill Increases by \$0.84 per month, Minimum Outside City Water Bill Increases by \$1.04 per month.
- Average Inside Water Bill Increases by \$1.12 per month, Average Outside Water Bill Increases by \$1.43 per month.

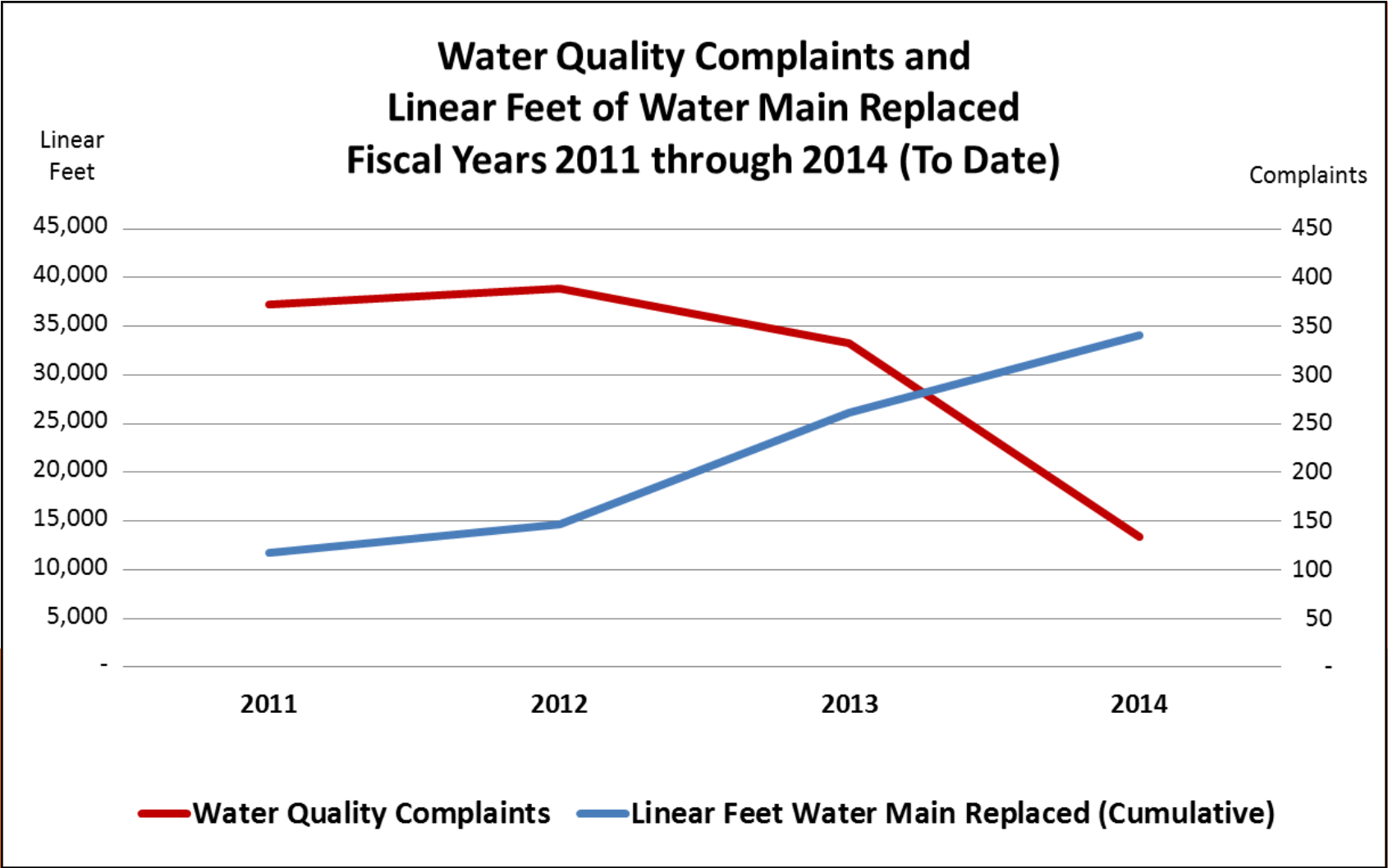
Utility Fund

FY 2014

- Rate Study & AMR Feasibility Underway
- GIS Assessment Underway
- Complaints down – Main Replacement up

FY2015

- Fullerwood & Magnolia Neighborhoods
- WWTP Clarifier & RAS Upgrades
- Sewer Lining, PS 6, PS7, PS 41 Upgrades
- Rate Roll-out; Conservation & Surcharge
- AMR Pilot Area
- Dedicated Funds for West Augustine Sewer




Stormwater Fund Highlights

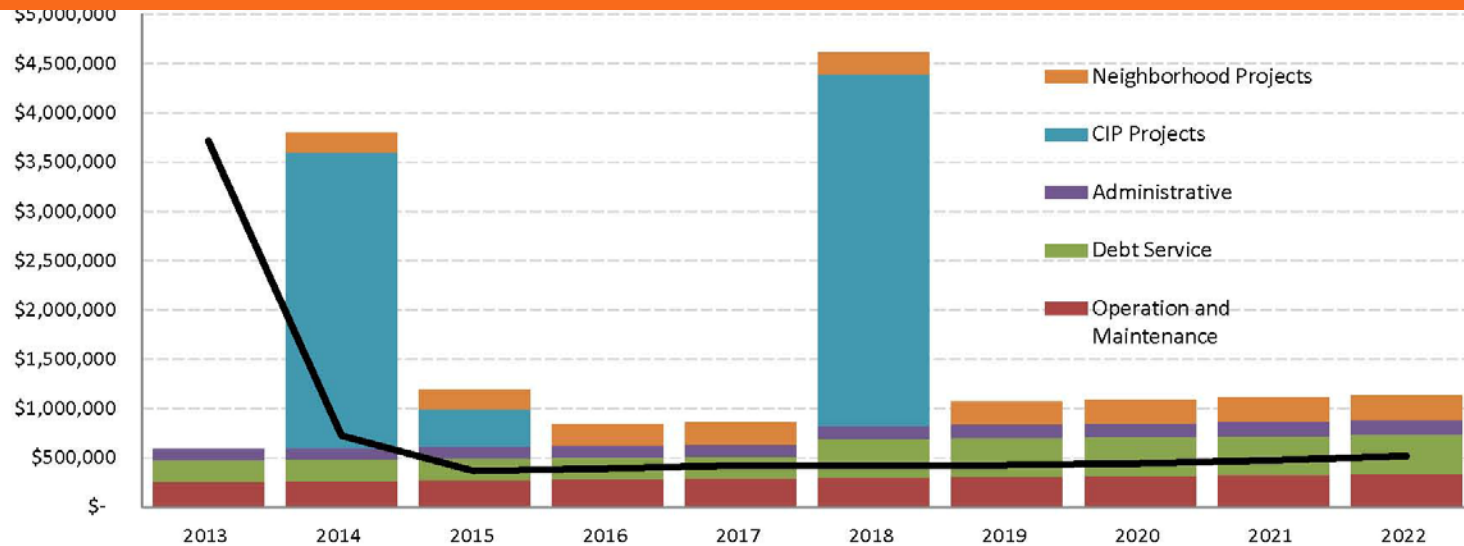
	2013-14 BUDGET	2013-14 PROJECTED	2014-15 PROPOSED BUDGET
TOTAL REVENUES	\$ 1,263,402	\$ 1,364,093	\$ 1,478,263
TOTAL EXPENDITURES	\$ 1,263,402	\$ 1,310,904	\$ 1,478,262
SURPLUS/(DEFICIT)	\$0	\$53,189	\$ 0

STORMWATER FUND

Rate Restructuring FY 2014

- 2752 SF/SFU from 2000 SF/ERU
 - \$7/SFU
 - No Cap
 - Tiered Rate for Single Family (0.52 to 1.60)
 - Annual CPI
 - Credit for On-Site Systems
- 

Proposed Stormwater Expenditures



Year	Operation and Maintenance	Debt Service	Administrative	CIP Projects	Neighborhood Projects	Total Expenditure	Reserve Balance
2013	\$ 255,000	\$ 223,336	\$ 112,436	\$ -	\$ -	\$ 590,772	\$ 3,712,183
2014	\$ 262,650	\$ 223,336	\$ 115,809	\$ 3,000,000	\$ 200,000	\$ 3,801,795	\$ 723,630
2015	\$ 270,530	\$ 223,336	\$ 119,283	\$ 380,070	\$ 203,926	\$ 1,197,144	\$ 364,124
2016	\$ 278,645	\$ 223,336	\$ 122,862	\$ -	\$ 212,180	\$ 837,023	\$ 389,869
2017	\$ 287,005	\$ 223,336	\$ 126,548	\$ -	\$ 218,545	\$ 855,434	\$ 423,087
2018	\$ 295,615	\$ 400,136	\$ 130,344	\$ 3,562,449 ⁽¹⁾	\$ 225,102	\$ 1,051,197	\$ 417,487
2019	\$ 304,483	\$ 400,136	\$ 134,254	\$ -	\$ 231,855	\$ 1,070,729	\$ 423,722
2020	\$ 313,618	\$ 400,136	\$ 138,282	\$ -	\$ 238,810	\$ 1,090,846	\$ 442,149
2021	\$ 323,026	\$ 400,136	\$ 142,431	\$ -	\$ 245,975	\$ 1,111,568	\$ 473,133
2022	\$ 332,717	\$ 400,136	\$ 146,703	\$ -	\$ 253,354	\$ 1,132,911	\$ 517,051

Note: 1. New \$3.0M bond issued in year 2017 to fund the downtown stormwater improvements.

Stormwater Fund Projects

Completed/In Progress

- Palmetto Drive
- Riberia Street Tide-Flex Repair
- Seawall
- Valencia Street
- SWM Pond Reconstruction (Island Plantation)
- So. Dixie Hwy – Feasibility (#1 Priority)
- Hypolita/Treasury/Spanish Streets
- Hermosa Street Outfall
- Lincolnville Drainage (DeHaven, South, Duero)

FY2015

- Sidney Street (#2 Priority)
- Carrera Street
- Coquina Ditch
- Prawn Street

Solid Waste Fund Highlights

	2013-14 BUDGET	2013-14 PROJECTED	2014-15 PROPOSED BUDGET
TOTAL REVENUES	\$ 3,455,373	\$ 3,434,709	\$ 3,922,773
TOTAL EXPENDITURES	\$ 3,455,373	\$ 3,411,355	\$ 3,922,773
SURPLUS/(DEFICIT)	\$0	\$23,353	\$0

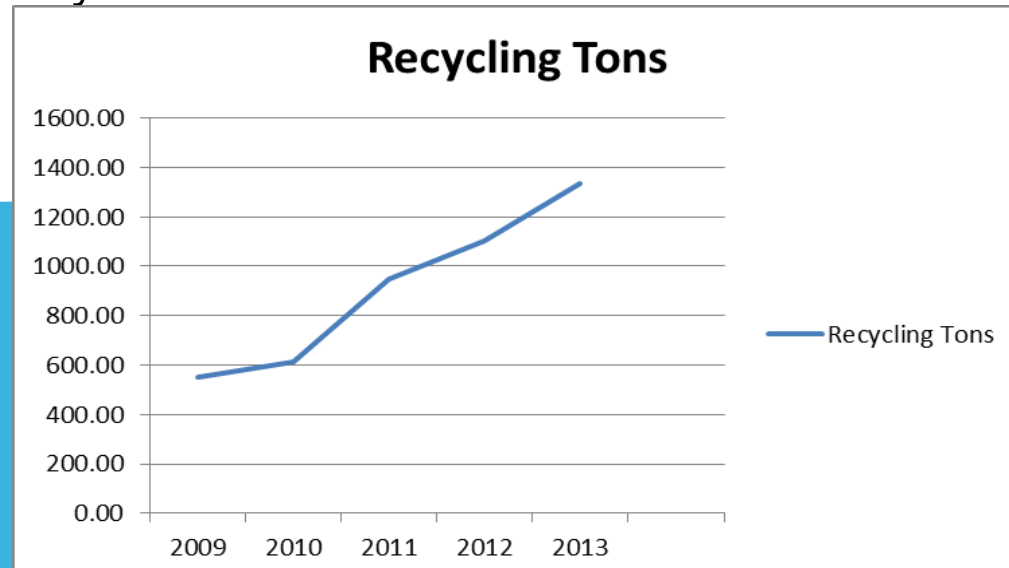
Solid Waste Fund

FY 2014

- Hired Recycling Coordinator
- Pilot Study – One Day A Week Collection Nelmar
 - 50% Increase in Recycling/ 7 % Reduction in Trash

FY 2015

- January 1, 2015 Tipping Fee Rate Increase from \$44.14 to \$52/ton
- In-house Recycling Collection (take over from Advanced Disposal)
- Expand Pilot Study to Island
- Increase Commercial Cart Rates by 5%.





5 Year Capital Improvement Plan

2013/14	2014/15	2015/16	2016/17	2017/18	2018/19	Totals
\$11,762,169	\$10,327,082	\$8,922,499	\$17,519,477	\$12,461,851	\$18,603,956	\$79,597,034

I. Infrastructure and Streetscape Aesthetics



II. Proactive and Visionary Planning Approach

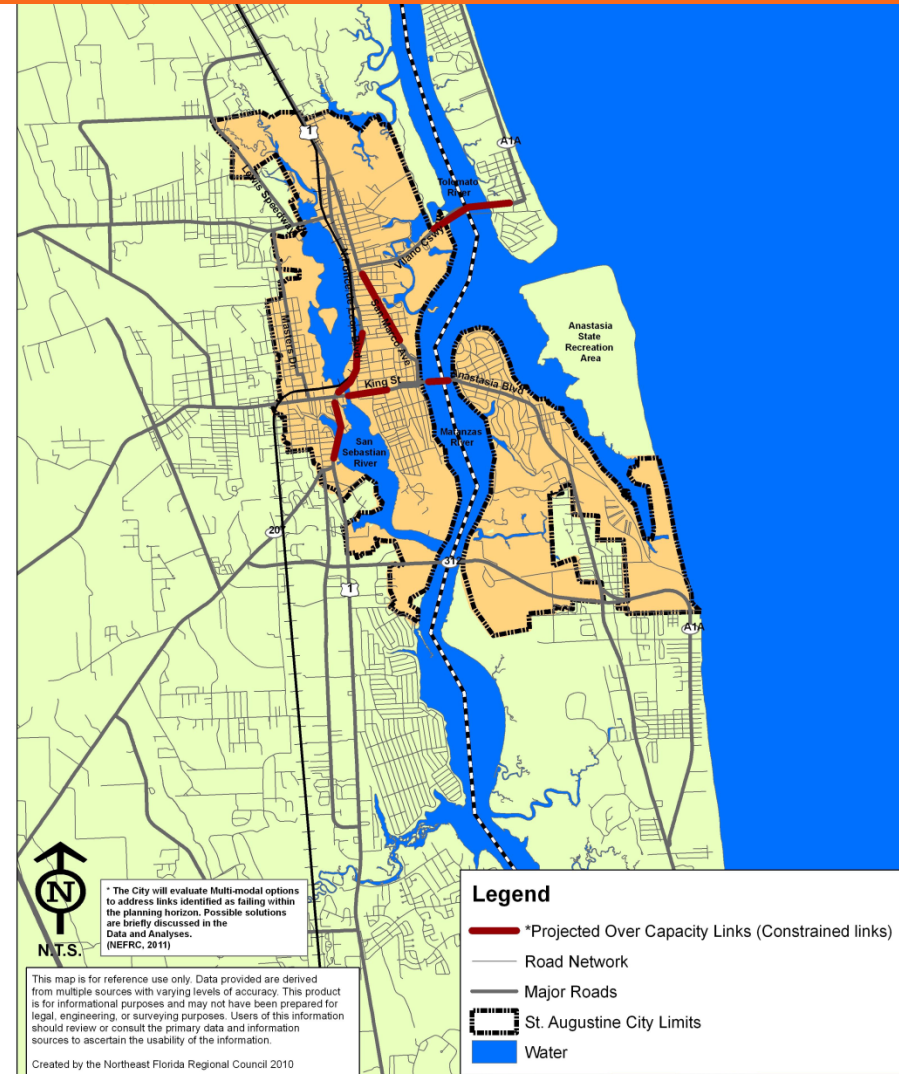


III. Livable City



St. Augustine Future Roadway Network (2030)

IV. Parking and Traffic




V. Economic Development



VI. St. Augustine 450th Commemoration



VII. Historic Preservation



IX. Sustainability



X. Public Safety



XI. Customer Service and Information Dissemination





Commission Discussion