
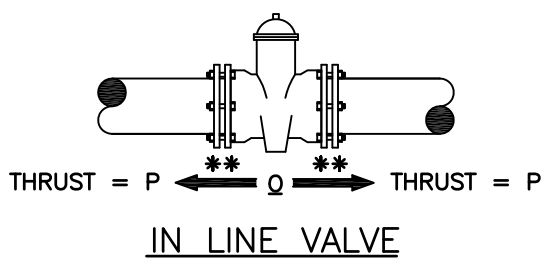
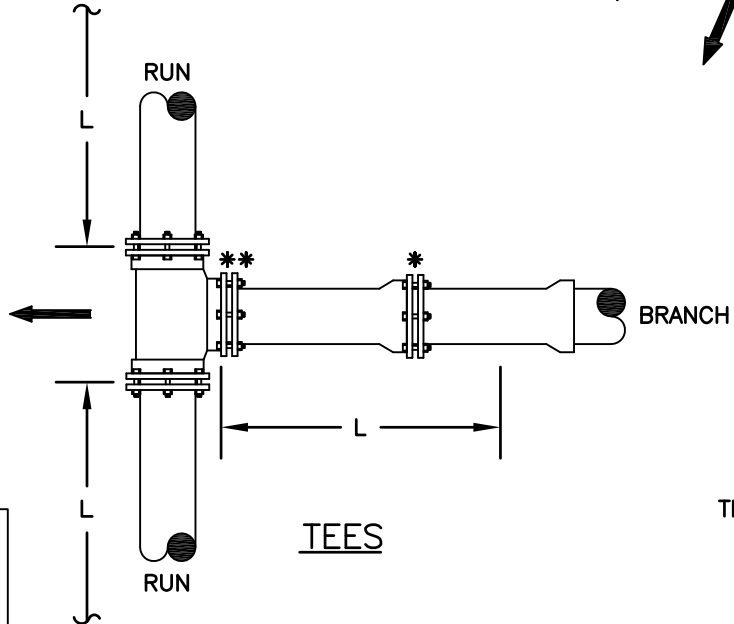


**NOTE:**  
 L = MIN. LENGTH OF PIPE  
 TO BE RESTRAINED ON EACH  
 SIDE OF FITTING  
 (SEE DETAIL SS-38&W-31).

**NOTES:**

1. CONTRACTOR TO USE PROPER NUMBER OF RESTRAINERS.
2. ALSO SEE DETAILS SS-38&W31, AND SS-38A&W31A.



**MECHANICAL RESTRAINT DETAILS**

REVISION DATE:	FEB 2017
NOT TO SCALE	SS-38B&W-31B