

CITY OF ST. AUGUSTINE

BUDGET WORKSHOP FISCAL YEAR 2011-12

AUGUST 24, 2011

MAYOR JOE BOLES

VICE MAYOR LEANNA FREEMAN

COMMISSIONER ERROL D. JONES

COMMISSIONER NANCY SIKES-KLINE

COMMISSIONER WILLIAM LEARY



PRESENTATION OVERVIEW

- REVIEW OF CITY PRIORITIES
- BUDGET PARAMETERS
- FUND REVIEW
- MAJOR STRATEGIC INITIATIVES


CITY PRIORITIES

- CORE VALUES
- QUALITY OF LIFE
- ECONOMIC DEVELOPMENT
- INFRASTRUCTURE

BUDGET PARAMETERS

- NO INCREASE IN MILLAGE
- MINIMIZE USE OF RESERVES FOR RECURRING OPERATIONAL COSTS
- MINIMIZE INCREASE IN USER FEES

UTILITY FUND SUMMARY



| | 2010-11 BUDGET | 2010-11 PROJECTED | 2011-12 PROPOSED BUDGET |
|-----------------------|-------------------|----------------------|-------------------------------|
| TOTAL REVENUE | \$ 11,990,657 | \$ 12,336,200 | \$ 12,586,076 |
| TOTAL EXPENDITURES | \$ 11,990,657 | \$ 12,027,380 | \$ 12,586,076 |
| SURPLUS/(DEFICIT) | \$ 0 | \$ 308,820 | \$ 0 |

PROPOSED BUDGET HIGHLIGHTS

2% INCREASE ON WATER AND SEWER RATES


AVERAGE BILL INCREASE OF \$1.00

UTILITY FUND

- BOND PROJECTS

| | |
|----------------------------------|-------------|
| • SAN SEBASTIAN RIVER FORCE MAIN | \$625,000 |
| • VOLUSIA ST/PEARL ST UPGRADES | \$510,000 |
| • KING ST DRAINAGE PHASE 2 | \$340,000 |
| • UTILITY PROJECTS, PRIORITY A | \$3,525,000 |
| • RIBERIA STREET PHASE 1 | \$1,099,125 |
| • RIBERIA STREET PHASE 2 | \$1,922,000 |

STORMWATER FUND SUMMARY



| | 2010-11 BUDGET | 2010-11 PROJECTED | 2011-12 PROPOSED BUDGET |
|--------------------|-------------------|----------------------|-------------------------------|
| TOTAL REVENUE | \$ 754,200 | \$ 860,237 | \$ 756,500 |
| TOTAL EXPENDITURES | \$ 754,200 | \$ 824,251 | \$ 756,500 |
| SURPLUS/(DEFICIT) | \$ 0 | \$ 35,986 | \$ 0 |

PROPOSED BUDGET HIGHLIGHTS


STORMWATER MASTER PLAN UPDATE IS IN PROGRESS

STORMWATER FUND

- BOND PROJECTS

- RIBERIA STREET PHASE 1 \$1,800,875
- RIBERIA STREET PHASE 2 \$1,888,000

SOLID WASTE FUND SUMMARY



| | 2010-11 BUDGET | 2010-11 PROJECTED | 2011-12 PROPOSED BUDGET |
|--------------------|-------------------|----------------------|-------------------------------|
| TOTAL REVENUE | \$ 3,245,120 | \$ 3,277,871 | \$ 3,244,075 |
| TOTAL EXPENDITURES | \$ 3,245,120 | \$ 3,106,944 | \$ 3,244,075 |
| SURPLUS/(DEFICIT) | \$ 0 | \$ 170,927 | \$ 0 |


PROPOSED BUDGET HIGHLIGHTS

NO PROPOSED RATE INCREASE

HIGHLY INNOVATIVE AND MOTIVATED DEPARTMENT

TIPPING FEE ISSUE

MUNICIPAL MARINA FUND SUMMARY



| | 2010-11 BUDGET | 2010-11 PROJECTED | 2011-12 PROPOSED BUDGET |
|--------------------|-------------------|----------------------|-------------------------------|
| TOTAL REVENUE | \$ 2,386,063 | \$ 2,796,434 | \$ 3,003,170 |
| TOTAL EXPENDITURES | \$ 2,386,063 | \$ 2,785,652 | \$ 3,003,170 |
| SURPLUS/(DEFICIT) | \$ 0 | \$ 10,782 | \$ 0 |

PROPOSED BUDGET HIGHLIGHTS

NO INCREASE IN DOCKAGE RATES

MOORING FIELDS HAVE DIVERSIFIED OUR REVENUE PORTFOLIO

MUNICIPAL MARINA FUND


- BOND PROJECTS

- BREAKWATER & DREDGING

\$2,500,000



VISITOR INFORMATION CENTER FUND SUMMARY



| | 2010-11 BUDGET | 2010-11 PROJECTED | 2011-12 PROPOSED BUDGET |
|--------------------|-------------------|----------------------|-------------------------------|
| TOTAL REVENUE | \$ 2,865,272 | \$ 2,936,323 | \$ 2,838,527 |
| TOTAL EXPENDITURES | \$ 2,865,272 | \$ 2,850,189 | \$ 2,838,527 |
| SURPLUS/(DEFICIT) | \$ 0 | \$ 86,134 | \$ 0 |

PROPOSED BUDGET HIGHLIGHTS

CAR COUNTS CONTINUE TO INCREASE

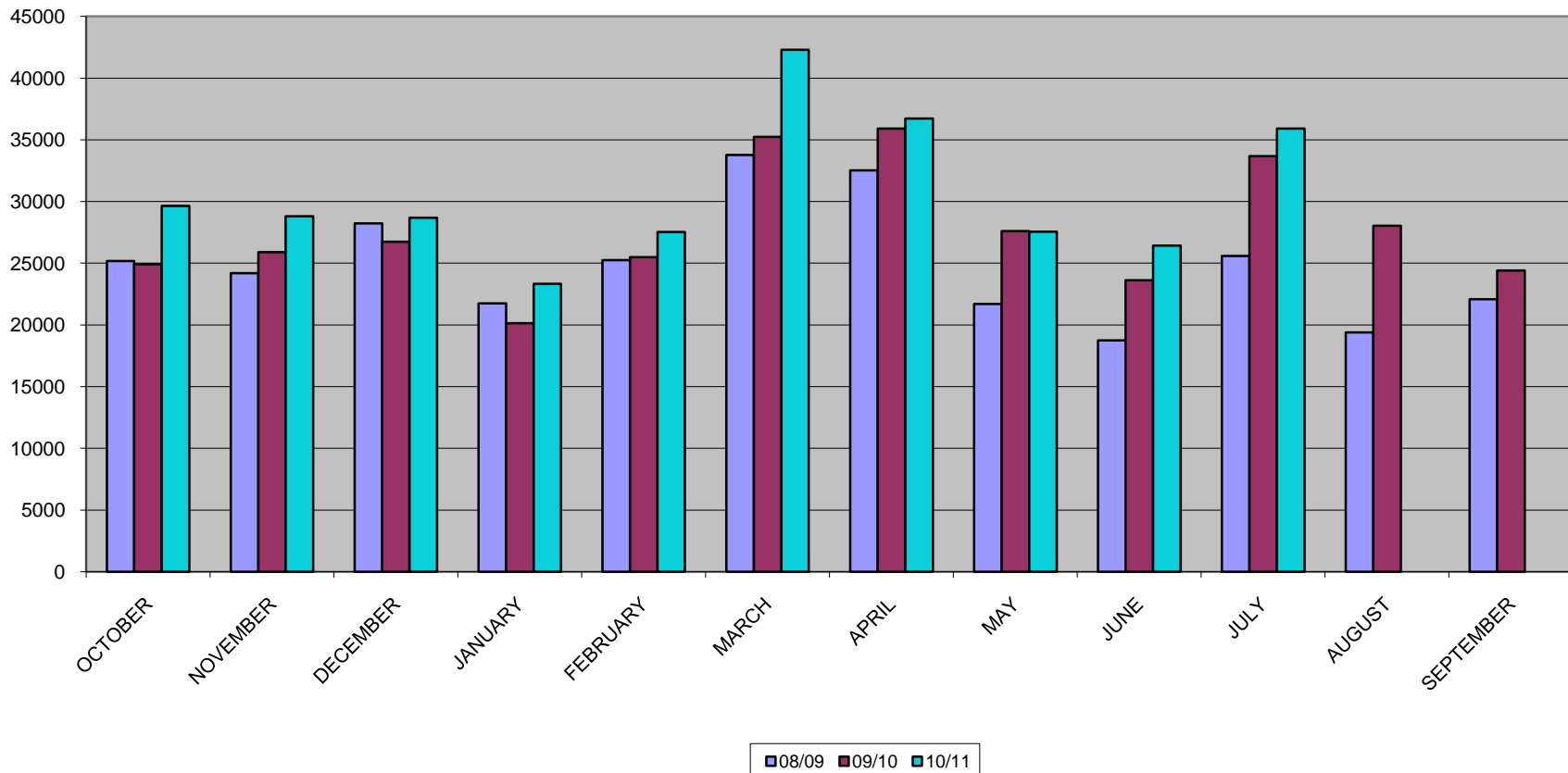
NO RATE ADJUSTMENTS

VISITOR INFORMATION CENTER




VISITOR INFORMATION CENTER FUND

- FY 2010-11 ACTIVITIES
 - HDPF VEHICLE COUNT (LAST THREE FISCAL YEARS)



450TH COMMEMORATION FUND SUMMARY




| | 2010-11 BUDGET | 2010-11 PROJECTED | 2011-12 PROPOSED BUDGET |
|--------------------|-------------------|----------------------|-------------------------------|
| TOTAL REVENUE | \$ 175,000 | \$ 175,000 | \$ 150,234 |
| TOTAL EXPENDITURES | \$ 175,000 | \$ 24,766 | \$ 150,234 |
| SURPLUS/(DEFICIT) | \$ 0 | \$ 150,234 | \$ 0 |

PROPOSED BUDGET HIGHLIGHTS

FUNDS REMAINING FROM ORIGINAL APPROPRIATION

COMMUNITY REDEVELOPMENT AGENCY FUND SUMMARY




| | 2010-11 BUDGET | 2010-11 PROJECTED | 2011-12 PROPOSED BUDGET |
|--------------------|-------------------|----------------------|-------------------------------|
| TOTAL REVENUE | \$ 1,253,397 | \$ 1,250,668 | \$ 512,242 |
| TOTAL EXPENDITURES | \$ 1,253,397 | \$ 1,128,035 | \$ 512,242 |
| SURPLUS/(DEFICIT) | \$ 0 | \$ 122,633 | \$ 0 |

PROPOSED BUDGET HIGHLIGHTS

PROPERTY VALUES OF CRA CONTINUE TO DECLINE

ALL RESERVES HAVE BEEN DEPLETED

GENERAL FUND SUMMARY



| | 2010-11 BUDGET | 2010-11 PROJECTED | 2011-12 PROPOSED BUDGET |
|--------------------|-------------------|----------------------|-------------------------------|
| TOTAL REVENUE | \$ 23,286,706 | \$ 23,332,911 | \$ 22,594,244 |
| TOTAL EXPENDITURES | \$ 23,286,706 | \$ 23,147,036 | \$ 22,594,244 |
| SURPLUS/(DEFICIT) | \$ 0 | \$ 185,875 | \$ 0 |

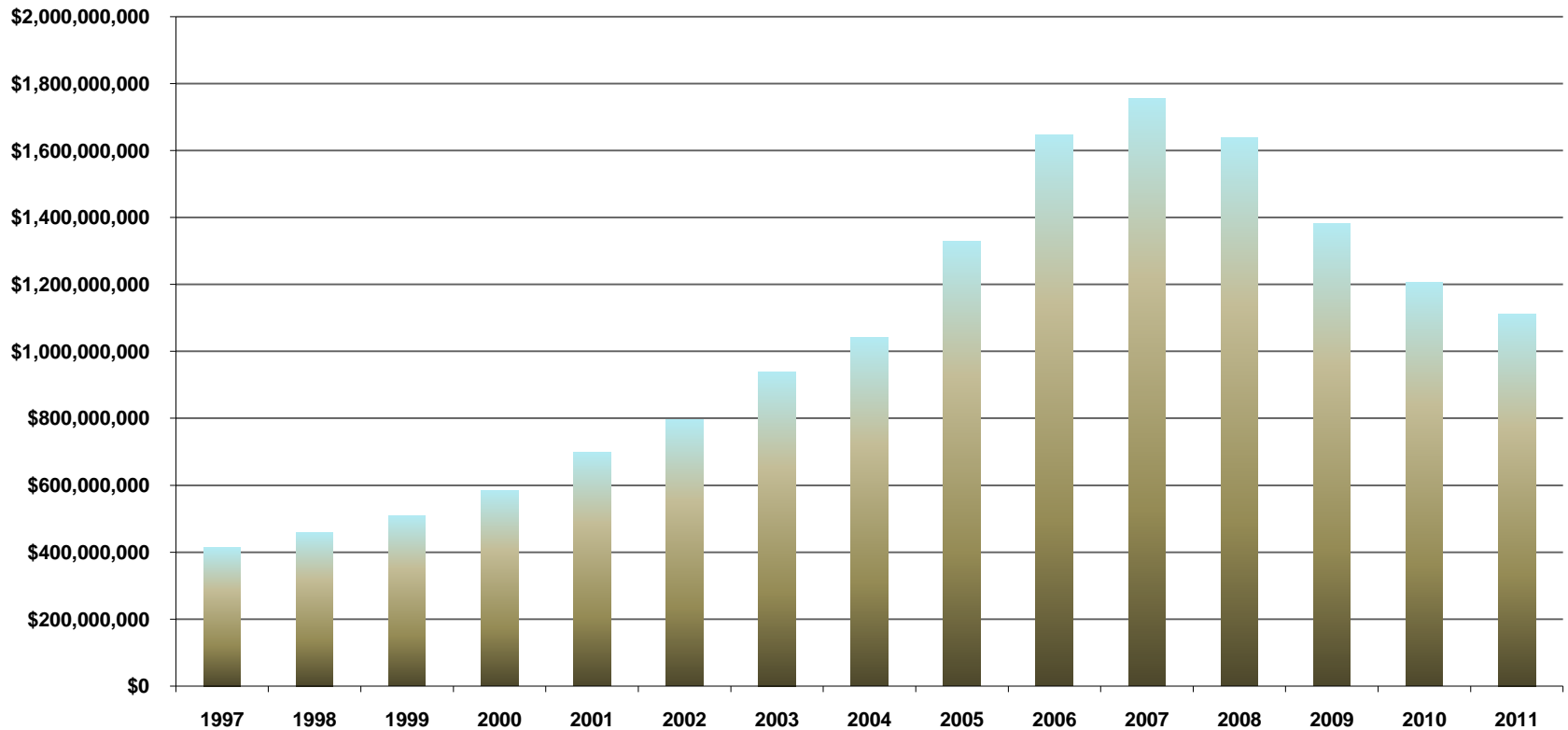
GENERAL FUND

PROPOSED BUDGET HIGHLIGHTS

- NO MILLAGE INCREASE, RESULTS IN A \$720,264 REDUCTION IN AD VALOREM TAXES
- FOUR POSITIONS ELIMINATED, RESULTS IN A \$222,197 SAVINGS
- THREE POSITIONS FILLED WITH LOWER PAID EMPLOYEES DUE TO VSIP PROGRAM
- DEFERRED MAINTENANCE ON STRUCTURES RESULTS IN A \$181,000 SAVINGS
- COMMITMENT FOR FIRE TRUCK REDUCED BY \$100,000
- WORKERS COMPENSATION REDUCED BY \$98,000
- NEGOTIATED NO INCREASE IN MEDICAL INSURANCE
- ELIMINATED \$40,000 IN PLANNING & BUILDING PROFESSIONAL SERVICES
- ELIMINATED THE ST. AUGUSTINE REPORT, RESULTS IN A \$15,500 SAVINGS

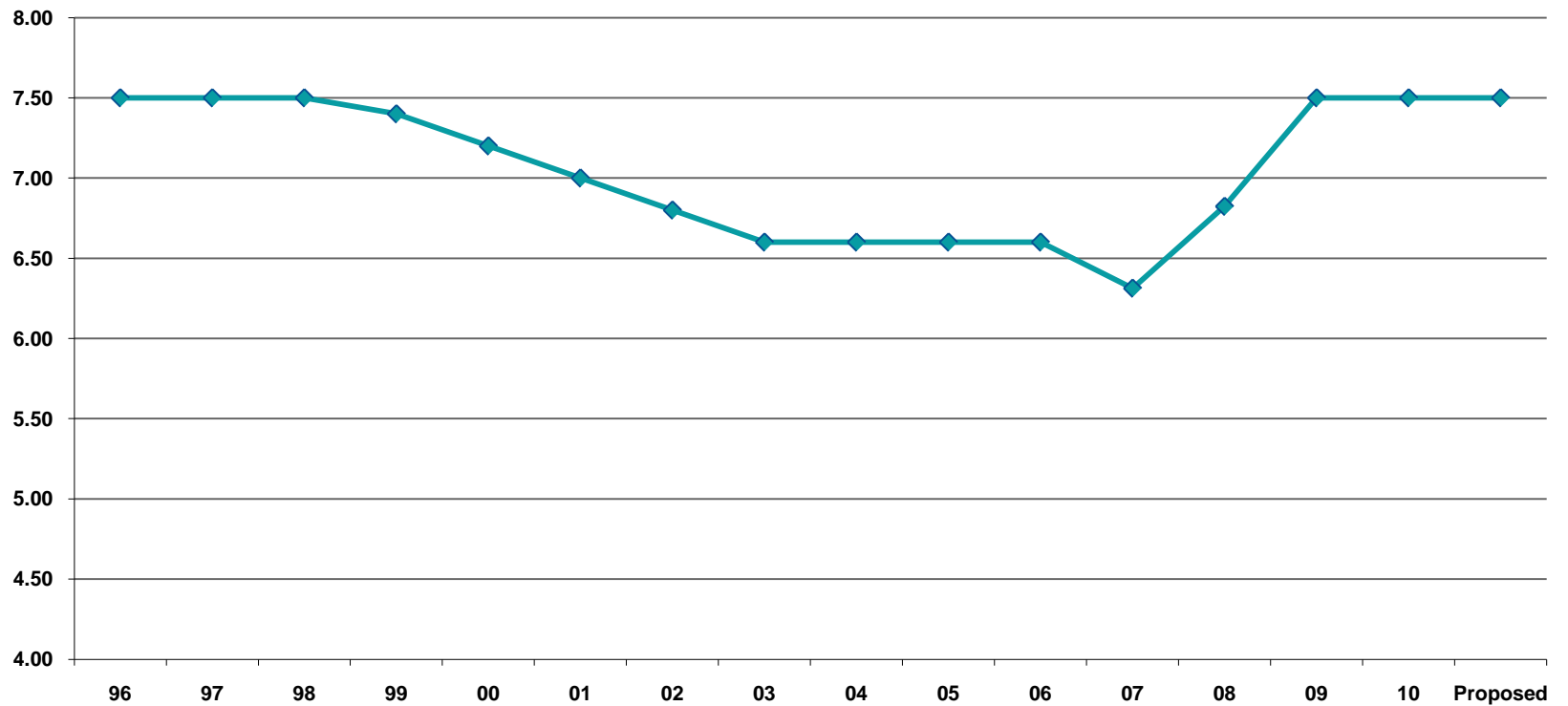
GENERAL FUND

TOTAL TAXABLE VALUE



GENERAL FUND

MILLAGE RATE HISTORY



GENERAL FUND

- BOND PROJECTS

- RIBERIA STREET PENINSULA BANK STABILIZATION \$800,000
- WAY FINDING SIGNAGE FOR DOWNTOWN \$100,000
- STREET RESURFACING/SIDEWALK REPAIRS \$250,000
- ISLAND FIRE STATION AND OTHER MISCELLANEOUS \$40,000

GENERAL FUND

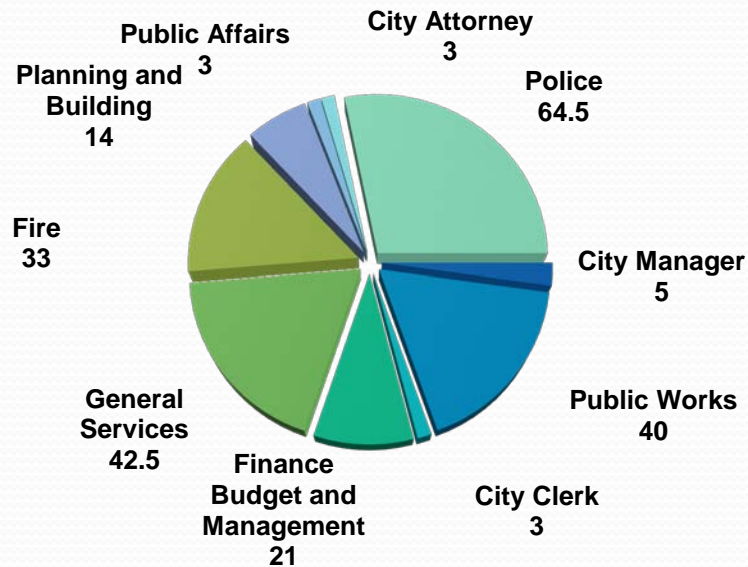
PERSONNEL, OPERATING & CAPITAL EXPENDITURE BUDGETS

| | 06/07 | 11/12 | 5-YEAR DECREASE |
|---------------------|------------|------------|--------------------|
| CITY COMMISSION | 144,356 | 133,692 | -7.39% |
| CITY MANAGER | 604,503 | 456,439 | -24.49% |
| CITY CLERK | 179,645 | 196,085 | 9.15% |
| CITY ATTORNEY | 354,240 | 379,673 | 7.18% |
| PUBLIC AFFAIRS | 488,064 | 463,615 | -5.01% |
| PLANNING & BUILDING | 1,136,857 | 873,762 | -23.14% |
| FINANCIAL SERVICES | 1,675,491 | 1,851,119 | 10.48% |
| GENERAL SERVICES | 5,904,422 | 4,435,163 | -24.88% |
| PUBLIC WORKS | 4,111,680 | 2,747,566 | -33.18% |
| POLICE | 5,090,523 | 5,455,780 | 7.18% |
| FIRE | 2,398,990 | 2,685,007 | 11.92% |
| | 22,088,771 | 19,677,901 | -10.91% |

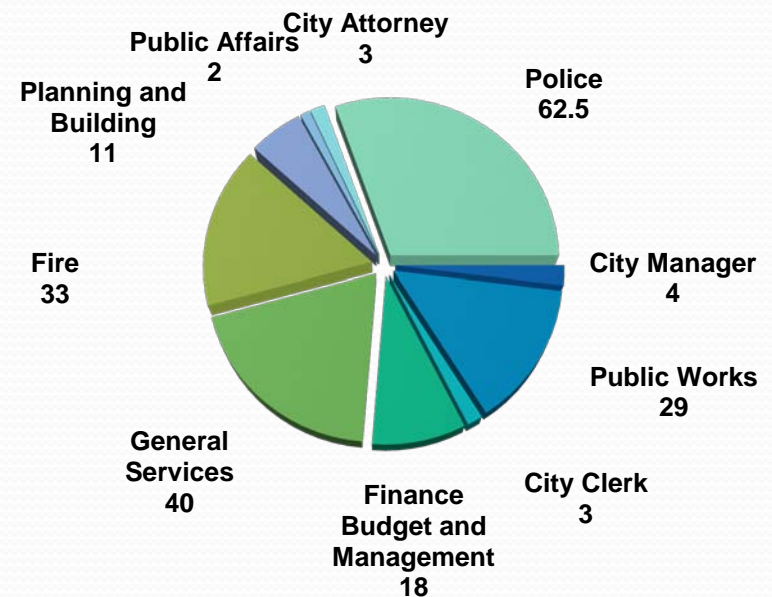
GENERAL FUND

23.5 FTE REDUCTION SINCE 2009/2010.


229--Full Time Equivalents
Fiscal Year 2009-2010



205.5--Full Time Equivalents
Fiscal Year 2011-2012



HERITAGE TOURISM FUND SUMMARY



| | 2010-11 BUDGET | 2010-11 PROJECTED | 2011-12 PROPOSED BUDGET |
|--------------------|-------------------|----------------------|-------------------------------|
| TOTAL REVENUE | \$ 1,865,341 | \$ 1,814,829 | \$ 1,161,585 |
| TOTAL EXPENDITURES | \$ 1,865,341 | \$ 1,799,367 | \$ 1,711,178 |
| SURPLUS/(DEFICIT) | \$ 0 | \$ 15,462 | \$ (549,593) |

PROPOSED BUDGET HIGHLIGHTS

WE NEED A BRAND NEW PLAN

HERITAGE TOURISM FUND

THE PROPOSED PLAN

- REDUCTION OF STAFF
- CONTINUE TABERNA AND SPANISH QUARTER GIFT SHOP OPERATIONS
- INTERIM SQ PLAN THAT FOCUSES ON SCHOOL GROUPS
- REDESIGN ENTIRE BUSINESS MODEL OF THE SPANISH QUARTER
 - AUTHENTICITY IS NON-NEGOTIABLE
 - ALTHOUGH WE UNDERSTAND THE URGENCY OF RE-OPENING, WE, ALONG WITH THE UNIVERSITY OF FLORIDA, HAVE DECIDED NOT TO DEFINE A RE-OPENING DATE

CITY OF ST. AUGUSTINE

MAJOR STRATEGIC INITIATIVES FOR 2011-2012

- *DEBT SERVICE PAYMENT & BUILDING OF RESERVES*
- *FUNDING SEAWALL REPLACEMENT*
- *VIC REMODEL TO CREATE EXHIBITION SPACE*
- *INCREASING OUR COMMITMENT TO THE 450TH COMMEMORATION AND HERITAGE TOURISM*

CITY OF ST. AUGUSTINE

FUNDING PLAN FOR STRATEGIC INITIATIVES

RESTRUCTURE OF HISTORIC DOWNTOWN PARKING FACILITY

- *PAY-ON-ENTRY FORMAT WITH A FLAT DAILY RATE OF \$10.00 IF PAYING WITH CASH OR CREDIT CARD*
- *PAY-ON-ENTRY FORMAT WITH A FLAT DAILY RATE OF \$1.00 IF PAYING WITH THE PARKNOW CARD*
- *MONTHLY PROXIMITY CARD WILL REMAIN AT A RATE OF \$32.00*

ESTIMATED INCREMENTAL REVENUE FROM THIS NEW FEE STRUCTURE IS \$1,050,000

CITY OF ST. AUGUSTINE

FUNDING PLAN

- *\$450,000 ANNUAL DEBT SERVICE OF HISTORIC DOWNTOWN PARKING FACILITY (CURRENT CRA SHORTFALL)*
- *\$207,000 ANNUAL PAYMENT FOR SEAWALL (10 YEARS)*
- *\$65,000 VIC REMODEL (3 YEARS)*
- *\$328,000 450TH COMMEMORATION DEVELOPMENT AND HERITAGE TOURISM (4 YEARS)*

CITY OF ST. AUGUSTINE

- *THIS CONCLUDES THE BUDGET PRESENTATION FOR FISCAL YEAR 2011-2012.*